

***TM 1-5855-265-23P**

TECHNICAL MANUAL

**AVIATION UNIT AND
INTERMEDIATE MAINTENANCE
REPAIR PARTS AND SPECIAL TOOLS LIST
FOR
PILOT NIGHT VISION SENSOR
(PNVS) ASSEMBLY
AN/AAQ-11
NSN 5855-01-120-7831**

*This manual supersedes TM 1-5855-265-23P, dated 30 December 1993, including all changes.

DISTRIBUTION STATEMENT A: Approved for public release; distribution is unlimited

AH-64A ATTACK HELICOPTER

**HEADQUARTERS, DEPARTMENT OF THE ARMY
6 AUGUST 2001**

LIST OF EFFECTIVE PAGES

INSERT LATEST CHANGE PAGES. DESTROY SUPERSEDED PAGES.

NOTE: The portion of the text affected by the changes is indicated by a vertical line in the outer margins of the page. Changes to illustrations are indicated by miniature pointing hands. Changes to wiring diagrams are indicated by shaded areas.

Dates of issue for original and change pages are:
Original....0.... 6 August 2001

TOTAL NUMBER OF PAGES IN THIS PUBLICATION IS 123, CONSISTING OF THE FOLLOWING:

Page No.	*Change No.	Page No.	*Change No.
Title	0		
A	0		
B Blank	0		
i through iii	0		
iv Blank	0		
1 - 11	0		
12 Blank	0		
Section II Title	0		
F1 Sh 1 - 29-1	0		
Bulk-1	0		
Section III Title	0		
F30 Sh1 - 32-1	0		
Section IV Title	0		
I-1 - I-19	0		
I-20 Blank	0		

*Zero in this column indicates an original page

TECHNICAL MANUAL

No. TM 1-5855-265-23P

HEADQUARTERS
DEPARTMENT OF THE ARMY
WASHINGTON, D.C., 6 August 2001

TECHNICAL MANUAL

AVIATION UNIT AND INTERMEDIATE MAINTENANCE
REPAIR PARTS AND SPECIAL TOOLS LIST
FOR
PILOT NIGHT VISION SENSOR (PNVS) ASSEMBLY AN/AAQ-11
(NSN 5855-01-120-7831)
AH-64A ATTACK HELICOPTER

Current as of 15 NOVEMBER 2000

REPORTING ERRORS AND RECOMMENDING IMPROVEMENTS

You can help improve this manual. If you find any errors or if you know of a way to improve the procedures, please let us know. Mail your letter, DA Form 2028 (Recommended Changes to Publications and Blank Forms) or DA Form 2028-2 located in the back of this manual directly to: Commander, U.S. Army Aviation and Missile Command, ATTN: AMSAM-MMC-MA-NP, Redstone Arsenal, AL 35898-5000. A reply will be furnished to you. You may also send in your comments electronically to our e-mail address: 2028@redstone.army.mil or FAX us at (256) 842-6546/DSN 788-6546. Instructions for sending an electronic 2028 may be found at the end of this TM immediately preceding the hard copy 2028.

*This manual supersedes TM 1-5855-265-23P, dated 30 December 1993, including all changes.
DISTRIBUTION STATEMENT A: Approved for public release; distribution is unlimited.

TABLE OF CONTENTS

			Page	Illus/ Figure
Section	I.	INTRODUCTION.....	1	
Section	II.	REPAIR PARTS LIST	1-1	
Group:	00	H1ELTR-PNV.....	1-1	1
Group:	04	Sensor-sight turret assembly1	2-1	2
		0404 Night sensor assembly 1A1	3-1	3
		040404 Visual relay multiplexer assembly (ALT) 1A1A33.....	4-1	4
		040404 Solid state camera assembly 1A1A33.....	5-1	5
		04040404 Multiplexer assembly (ALT) 1A1A33	6-1	6
		04040404 Multiplexer assembly 1A1A33	7-1	7
		0404040404 Night sensor video processor unit 1A1A33.....	8-1	8
		04040404044 Camera cover assembly 1A1A33A4.....	9-1	9
		040416 Capacitor assembly 1A1A40	10-1	10
		040432 Transistor assembly 1A1A38.....	11-1	11
		040444 Capacitor assembly 1A1A39	12-1	12
		040452 Capacitor assembly 1A1A41	13-1	13
		040456 Rate gyroscope assembly 1A1A36	14-1	14
		0408 Access cover assembly 1A3	15-1	15
		040804 Wiring harness assembly 1A3W1	16-1	16
		040812 Window cover assembly	17-1	17
Group:	08	Electro-mechanical actuator assembly 1A2	18-1	18
Group:	12	PNVS electronic unit 2	19-1	19
		1204 Chassis assembly 2A5	20-1	20
		120408 Power frame assembly 2A5A1	21-1	21
		1224 Access cover assembly	22-1	22
Group:	90	Special tools (repair parts)		
		9004 Holding fixture assembly	23-1	23
		9008 Brake release power adapter assembly	24-1	24
		900804 Control panel assembly	25-1	25

TABLE OF CONTENTS (cont)

		Page	Illus/ Figure
	900808 Special purpose cable assembly W1.....	26-1	26
	9012 GB/L fixture assembly	27-1	27
	901204 Special purpose cable assembly W1.....	28-1	28
	901208 Dial indicator support assembly.....	29-1	29
Group:	99 Bulk Materials List.....	Bulk-1	
Section	III. SPECIAL TOOLS LIST	30-1	
	9404 PNVS electronics system - special tools.....	30-1	30
	9408 Sensor-sight turret special tools.....	31-1	31
	9416 Electro-mechanical adapter special tools.....	32-1	32
Section	IV. CROSS-REFERENCE INDEXES	I-1	
	National stock number index.....	I-1	
	Part number index.....	I-6	
	Pre-baseline part number index.....	I-19	

AVIATION UNIT AND INTERMEDIATE MAINTENANCE REPAIR PARTS AND SPECIAL TOOLS LIST

Section I. INTRODUCTION

1. Scope.

This RPSTL lists and authorizes spares and repair parts; special tools; special test, measurement, and diagnostic equipment (TMDE), and other special support equipment required for performance of aviation unit and aviation intermediate maintenance of the Pilot Night Vision Sensor (PNVS) Assembly AN/AAQ11. It authorizes the requisitioning and issue of spares and repair parts as indicated by the source, maintenance, and recoverability (SMR) codes.

2. General.

In addition to Section I, Introduction, this Repair Parts and Special Tools List is divided into the following sections:

a. Section II. Repair Parts List. A list of spares and repair parts authorized by this RPSTL for use in the performance of maintenance. The list also includes parts which must be removed for replacement of the authorized parts. Parts lists are composed of functional groups in ascending alphanumeric sequence, with the parts in each group listed in ascending figure and item number sequence. Bulk materials are listed in item name sequence. Repair parts kits are listed separately in their own functional group within Section II. Repair parts for repairable special tools are also listed in this section. Items listed are shown on the associated illustration(s)/figures(s).

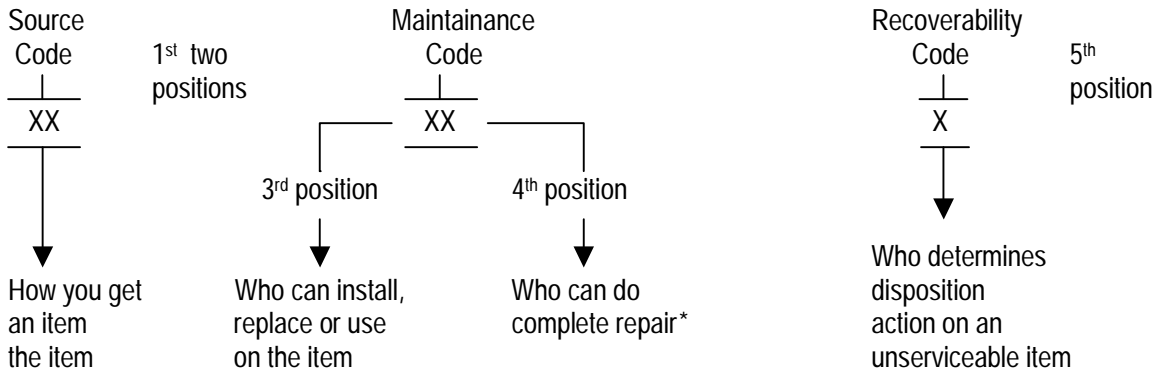
b. Section III. Special Tools List. A list of special tools, special TMDE, and other special support equipment authorized by this RPSTL (as indicated by Basis of Issue (BOI) information in DESCRIPTION AND USABLE ON CODE column) for the performance of maintenance.

c. Section IV. Cross-Reference Index. A list, in National Item Identification Number (NIIN) sequence, of all national stock numbered items appearing in the listing, followed by a list in alphanumeric sequence, of all part numbers appearing in the listings. National stock numbers and part numbers are cross-referenced to each illustration figure and item number appearance. The pre-baseline part number index lists all fielded parts and NSN of an earlier configuration and cross-references to part number, NSN, figure, and item numbers of current configuration.

3. Explanation of Columns (Section II and III).

a. ITEM NO. (Column (1)). Indicates the number used to identify items called out in the illustration.

b. SMR CODE (Column (2)). The Source, Maintenance, and Recoverability (SMR) code is a 5-position code containing supply/requisitioning information, maintenance category authorization criteria, and disposition instructions, as shown in the following breakout:



* Complete repair: Maintenance capacity, capability, and authority to perform all corrective maintenance tasks of the "Repair" function in a use/user environment in order to restore serviceability to a failed item.

(1) Source Code. The source code tells you how you get an item needed for maintenance, repair, or overhaul of an end item/equipment. Explanations of source codes follow:

Code	Explanation
------	-------------

PA
PB
PC**
PD
PE
PF
PG
PR***

Stocked items; use the applicable NSN to request/requisition items with these source codes. They are authorized to the category indicated by the code entered in the third position of the SMR code.

NOTE:

- ** Items coded PC are subject to deterioration.
- *** Items coded PR are stocked items which have been replaced and procurement is not authorized (internal command coding). Consume existing stock.

KD
KF
KB

Items with these codes are not to be requested/requisitioned individually. They are part of kit which is authorized to the maintenance category indicated in the third position of the SMR code. The complete kit must be requisitioned and applied.

Code	Explanation
MO - (Made at org/AVUM level)	<p data-bbox="483 420 1406 661">Items with these codes are not to be requested/requisitioned individually. They must be made from bulk material which is identified by NSN in the DESCRIPTION AND USABLE ON CODE (UOC) column. If the item is authorized to you by the third position code of the SMR code, but the source code indicates it is made at a higher level, order the item from the higher level of maintenance.</p>
MF - (Made at DS/AVIM level)	
MH - (Made at GS level)	
ML - (Made at Specialized Repair Act (SRA))	
MD - (Made at Depot)	

AO - (Assembled by org/AVUM level)	<p data-bbox="483 1008 1359 1281">Items with these codes are not to be requested/requisitioned individually. The parts that make up the assembled item must be requisitioned or fabricated and assembled at the level of maintenance indicated by the source code. If the third position code of the SMR code authorizes you to replace the item, but the source code indicates the item is assembled at a higher level, order the item from the higher level of maintenance.</p>
AF - (Assembled by DS/AVIM level)	
AH - (Assembled by GS level)	
AL - (Assembled by SRA)	
AD - (Assembled by Depot)	

XA - Do not requisition an "XA" coded item. Order its next higher assembly. (Also, refer to the NOTE below.)

XB - If an "XB" item is not available from salvage, order it using the CAGEC and part number given.

XC - Installation drawing, diagram, instruction sheet, field service drawing, that is identified by manufacturer's part number.

XD - Item is not stocked. Order an "XD"-coded item through normal supply channels, using the CAGEC and part number given, if no NSN is available.

NOTE: Cannibalization or controlled exchange, when authorized, may be used as a source of supply or items with the above source codes, except for those source coded "XA" or those aircraft support items restricted by requirements of AR 700-42.

(2) Maintenance Code. Maintenance codes tell you the level(s) of maintenance authorized to USE and REPAIR support items. The maintenance codes are entered in the third and fourth positions of the SMR code as follows:

(a) The maintenance code entered in the third position tells you the lowest maintenance level authorized to remove, replace, and use an item. The maintenance code entered in the third position will indicate authorization to one of the following levels of maintenance.

Code	Application/Explanation
------	-------------------------

- C - Crew or operator maintenance done within organizational or aviation maintenance.
- O - Organizational or aviation unit level can remove, replace, and use the item.
- F - Direct support or aviation intermediate level can remove, replace, and use the item.
- H - General support level can remove, replace, and use the item.
- L - Specialized repair activity can remove, replace, and use the item.
- D - Depot level can remove, replace, and use the item.

(b) The maintenance code entered in the fourth position tells you whether or not the item is to be repaired and identifies the lowest maintenance level with the capability to do complete repair (i.e., perform all authorized repair functions). (NOTE: Some limited repair may be done on the item at a lower level of maintenance, if authorized by the Maintenance Allocation Chart (MAC) and SMR codes.) This position will contain one of the following maintenance codes:

Code	Application/Explanation
------	-------------------------

- O - Organizational or aviation unit is the lowest level that can do complete repair of the item.
- F - Direct support or aviation intermediate is the lowest level that can do complete repair of the item.
- H - General support is the lowest level that can do complete repair of the item.
- L - Specialized repair activity (designate the specialized repair activity) is the lowest level that can do complete repair of the item.
- D - Depot is the lowest level that can do complete repair of the item.
- Z - Nonreparable. No repair is authorized.
- B - No repair is authorized. (No parts or special tools are authorized for the maintenance of a "B" coded item.) However, the item may be reconditioned by adjusting, lubricating, etc., at the user level.

(3) Recoverability Code. Recoverability codes are assigned to items to indicate the disposition action on unserviceable items. The recoverability code is entered in the fifth position of the SMR Code as follows:

Recoverability
Codes

Application/Explanation

- Z - Nonreparable item. When unserviceable, condemn and dispose of the item at the level of maintenance shown in the third position of SMR code.
- O - Reparable item. When uneconomically reparable, condemn and dispose of the item at organizational or aviation unit level.
- F - Reparable item. When uneconomically reparable, condemn and dispose of the item at the direct support or aviation intermediate level.
- H - Reparable item. When uneconomically reparable, condemn and dispose of the item at general support level.
- D - Reparable item. When beyond lower level repair capability, return to depot. Condemnation and disposal of item not authorized below depot level.
- L - Reparable item. Condemnation and disposal not authorized below specialized repair activity (SRA).
- A - Item requires special handling or condemnation procedures because of specific reasons (e.g., precious metal content, high dollar value, critical material, or hazardous material). Refer to appropriate manuals/directives for specific instructions.

c. CAGEC (Column (3)). The commercial and Government entity code is a 5-digit numeric code which is used to identify the manufacturer, distributor, or Government agency/activity that supplies the item.

d. PART NUMBER (Column (4)). Indicates the primary number used by the manufacturer (individual, company, firm, corporation, or Government activity), which controls the design and characteristics of the item by means of its engineering drawings, specification standards, and inspection requirements to identify an item or range of items.

NOTE: When you use an NSN to requisition an item, the item you receive may have a different part number from the part ordered.

e. DESCRIPTION AND USABLE ON CODE (UOC) (Column 5). This column includes the following information:

- (1) The federal item name and, when required, a minimum description to identify the item.
- (2) The physical security classification is not applicable.
- (3) Items that are included in kits and sets are listed below the name of the kit or set.
- (4) Spare/repair parts that make an assembled item are listed immediately following the assembled item line entry.
- (5) Part numbers for bulk materials are referenced in the line item entry for the item to be manufactured/fabricated.
- (6) When the item is not used with all serial numbers of the same model, the effective serial numbers are shown on the last line(s) of the description (before UOC).
- (7) The USABLE ON CODE, when applicable (see paragraph 5, Special Information).

(8) In the Special Tools List section, the Basis of Issue (BOI) appears as the last line(s) in the entry for each special tool, special TMDE, and other special support equipment. When density of equipment supported exceeds density spread indicated in the basis of issue, the total authorization is increased proportionately.

(9) The statement "END OF FIGURE" appears just below the last item description in Column 5 for a given figure in both Section II and Section III.

f. QTY (Column (6)). The QTY (quantity per figure column) indicates the quantity of the item used in the breakout shown on the illustration figure, which is prepared for a functional group, subfunctional group, or an assembly. A "V" appearing in this column in lieu of a quantity, indicates that the quantity is variable and the quantity may vary from application to application.

4. Explanation of Columns (Section IV).

a. NATIONAL STOCK NUMBER (NSN) INDEX.

(1) STOCK NUMBER column. This column lists the NSN by national item identification number (NIIN) sequence. The NIIN consists of the last nine digits of the NSN

NSN

(i.e., 5305-01-674-1467). When using this column to locate an item, ignore the first

NIIN

four digits of the NSN. However, the complete NSN should be used when ordering items by stock number.

(2) FIG. column. This column lists the number of the figure where the item is identified/located. The figures are in numerical order in Section II and Section III.

(3) ITEM column. The item number identifies the item associated with the figure listed in the adjacent FIG. column. This item is also identified by the NSN listed on the same line.

b. PART NUMBER INDEX. Part numbers in this index are listed by part number in ascending alphanumeric sequence (i.e., vertical arrangement of letter and number combination which places the first letter or digit of each group in order A through Z, followed by the numbers 0 through 9 and each following letter or digit in like order).

(1) CAGEC column. The commercial and Government entity code is a 5-digit numeric code used to identify the manufacturer, distributor, or Government agency, etc., that supplies the item.

(2) PART NUMBER column. Indicates the primary number used by the manufacturer (individual, firm, corporation, or Government activity), which controls the design and characteristics of the item by means of its engineering drawings, specifications standards, and inspection requirements to identify an item or range of items.

(3) STOCK NUMBER column. This column lists the NSN for the associated part number and manufacturer identified in the PART NUMBER and columns to the left.

(4) FIG. column. This column lists the number of the figure where the item is identified/located in Section II and III.

(5) ITEM column. The item number is that number assigned to the item as it appears in the figure referenced in the adjacent figure number column.

c. FIGURE AND ITEM NUMBER INDEX. Not applicable.

d. PRE-BASELINE PART NUMBER INDEX. The pre-baseline part numbers listed, identify fielded parts of an earlier configuration. These parts are listed in the same alphanumeric sequence as in paragraph b above, and are shown adjacent to the current configuration part numbers. The location of pre-baseline parts in Section II is accomplished by using the figure and item numbers of the current configuration part numbers.

(1) PRE-BASELINE PART NUMBER column. This column lists the part numbers of LRU/SRUs and component parts of an earlier configuration.

(2) PRE-BASELINE NSN column. This column lists the NSN if available, for pre-baseline parts.

(3) BASELINE PART NUMBER column. This column provides the current part number to pre-baseline parts.

(4) BASELINE NSN column. This column lists the NSN for baseline parts.

(5) FIG. column. This column lists the number of the figure where the pre-baseline part can be located in Section II.

(6) ITEM column. The item number is that number assigned to the item as it appears on the figure referenced in the adjacent figure number column.

5. Special Information.

a. USABLE ON CODE. The usable on code appears in the lower left corner of the Description column heading. Usable on codes are shown as "UOC:" in the Description Column (justified left) on the first line applicable item description/ nomenclature. Uncoded items are applicable to all models. Identification of the usable on codes used in the RPSTL are:

<u>CODE</u>	<u>USED ON</u>	<u>CODE</u>	<u>USED ON</u>
PNV	13080000	E12	13231362
EL7	13231284	E12	79904146
EL9	13083229	E13	13083230

b. SERIAL NUMBER APPLICATION. Part numbers shown in Sections II and III without any serial number restrictions, are applicable to all serial numbered LRU/SRUs of AN/AAQ-11. When part numbers of spare/repair items are not the same for all serial numbered LRU/SRUs, one of the following statements identifying the usable effectivity will be made in the DESCRIPTION AND USABLE ON CODE (UOC) column as follows:

Example: A. Video Amplifier, Night Sensor (U/O 13080451-019) is defined as; night sensor video amplifier is used on next higher assembly part number 13080451-019.

Example: B. Shroud Assembly, Pilot See Fig 11 Assy Bkdn ~~§5§~~ is defined as; pilot shroud assembly is restricted by effectivity code ~~§5§~~. (Refer to paragraph 5b(1) for description of effectivity codes.)

(1) EFFECTIVITY CODES. Effectivity codes are grouped in accordance with LRU/SRU system. The following effectivity codes are used to define restricted usage on serial numbered LRU/SRUs of AN/AAQ-11.

<u>EFFECTIVITY CODE §--§</u>	<u>LRU/SRU SYSTEM</u>	<u>SERIAL NUMBER APPLICATION</u>
1	PNVS Elect System	14-104
2	PNVS Elect System	200-344, 4001 & SUB
3	PNVS Elect System	14-104, 200-344, & 4001-4590 not inc MWO 1-5855-265-55-2
4	PNVS Elect System	4591 & SUB; 14-104, 200-344, & 4001-4590 inc MWO 1-5855-265-55-2
5	PNVS Elect System	14-104, 200-344, 4001-4343, 4345, & 4346
6	PNVS Elect System	14-47, 52, 62
7	PNVS Elect System	200-344, 4001 & SUB; ALT 14-104
8	PNVS Elect System	48-51, 53-61, 63-104; ALT 14-47, 52, & 62
9	PNVS Elect System	4946 & SUB; 14-104, 200-344, & 4001-4945 inc MWO 1-5855-265-55-4
10	PNVS Elect System	14-104, 200-344, & 4001-4945 not inc MWO 1-5855-265-55-3
11	PNVS Elect System	4946 & SUB; 14-104, 200-344, & 4001-4945 inc MWO 1-5855-265-55-3 & MWO 1-5855-265-55-5
12	PNVS Elect System	Rework by attrition to -019 configuration
51	Elect Cmpnt	14-82
52	Elect Cmpnt	14-82, 323-325, & 4001-4495
53	Elect Cmpnt	200 & SUB

c. MODIFICATION WORK ORDERS (MWOs). The following MWOs have been incorporated into this RPSTL.

<u>MWO NO.</u>	<u>TITLE</u>	<u>CLASSI- FICATION</u>	<u>EFF DATE</u>	<u>COMPLETION DATE</u>
MWO 1-4931-427-55-01	Modification of Diagnostic Troubleshooting Aid (DTA)/Inclusion of Model 1500 Series Computer	Normal	01 Aug 94	31 Jul 98 (Compl)
MWO 1-5855-265-55-2	Modification of Pilot Night Vision Sensor (PNVS) Assembly AN/AAQ-11 PNVS Stops and Switches	Normal	22 Apr 91	21 Apr 95
MWO 1-5855-265-55-3	Modification of PNVS Turret Assembly (Add Elec Shield to Cooler/ Dewar and cooling fan	Routine	31 May 95	30 May 99
MWO 1-5855-265-55-4	Modification of PNVS Night Sensor Assembly Electro-Optical Multiplexer Assembly	Routine	31 May 95	30 May 99
MWO 1-5855-265-55-5	Modification of PNVS Turret Assembly (W10 Harness Reliability Improvement)	Routine	10 Apr 95	10 Apr 99

d. FABRICATION INSTRUCTIONS. Part numbers for bulk materials are referenced in the description column of the line item entry for the item to be manufactured/ fabricated. Detailed fabrication instructions for items source coded to be manufactured or fabricated are found in TM 1-5855-265-30.

e. ASSEMBLY INSTRUCTIONS. Detailed assembly instructions for items source coded to be assembled from component spare/repair parts are found in TM 1-5855-265-30. Items that make up the assembly are listed immediately following the assembly item entry or reference is made to an applicable figure.

f. KITS. Not applicable.

g. INDEX NUMBERS. Not applicable.


h. ASSOCIATED PUBLICATIONS. The publications listed below pertain to the AN/AAQ-11 and its components.

<u>PUBLICATION</u>	<u>SHORT TITLE</u>
TM 1-5855-265-T	AVUM Troubleshooting Manual, Pilot Night Vision Sensor (PNVS) Assembly
TM 1-5855-265-20	AVUM Maintenance, Pilot Night Vision Sensor (PNVS) Assembly
TM 1-5855-265-30	AVIM Maintenance, Pilot Night Vision Sensor (PNVS) Assembly

i. ILLUSTRATIONS - LISTING. Higher - category RPSTL illustrations are not applicable.

j. ELECTROSTATIC DISCHARGE SENSITIVE (ESDS) DEVICES. This technical manual contains parts and assemblies sensitive to damage by ESD. MIL-STD-1285 should be consulted for specific information on how damage can occur to electronic parts, assemblies and equipment by ESD and the control measures to be taken to protect against such damage.

(1) Illustrations contained within this manual which depict ESDS parts are further identified by the use of the following symbol affixed in the lower left-hand corner of each applicable illustration.



(2) Repair parts lists contained within this manual with ESD sensitive parts are identified by the following symbol (ESDS). These symbols are placed in the extreme right of the Description and Usable on Code (UOC) column for the item identified as ESDS.

6. How to Locate Repair Parts.

a. When National Stock Number or Part Number is Not Known:

(1) First. Using the table of contents, determine the assembly group or subassembly group to which the item belongs. This is necessary since figures are prepared for assembly groups and subassembly groups, and listings are divided into the same groups.

(2) Second. Find the figure covering the assembly group or subassembly group to which the item belongs.

(3) Third. Identify the item on the figure and use the Part Number Index to find the NSN.

b. When National Stock Number or Part Number is Known:

(1) First. Using the National Stock Number and Part Number Index, find the pertinent national stock number or part number. The NSN index is in National Item Identification Number (NIIN) sequence (see 4a (1)). The part numbers in the Part Number index are listed in ascending

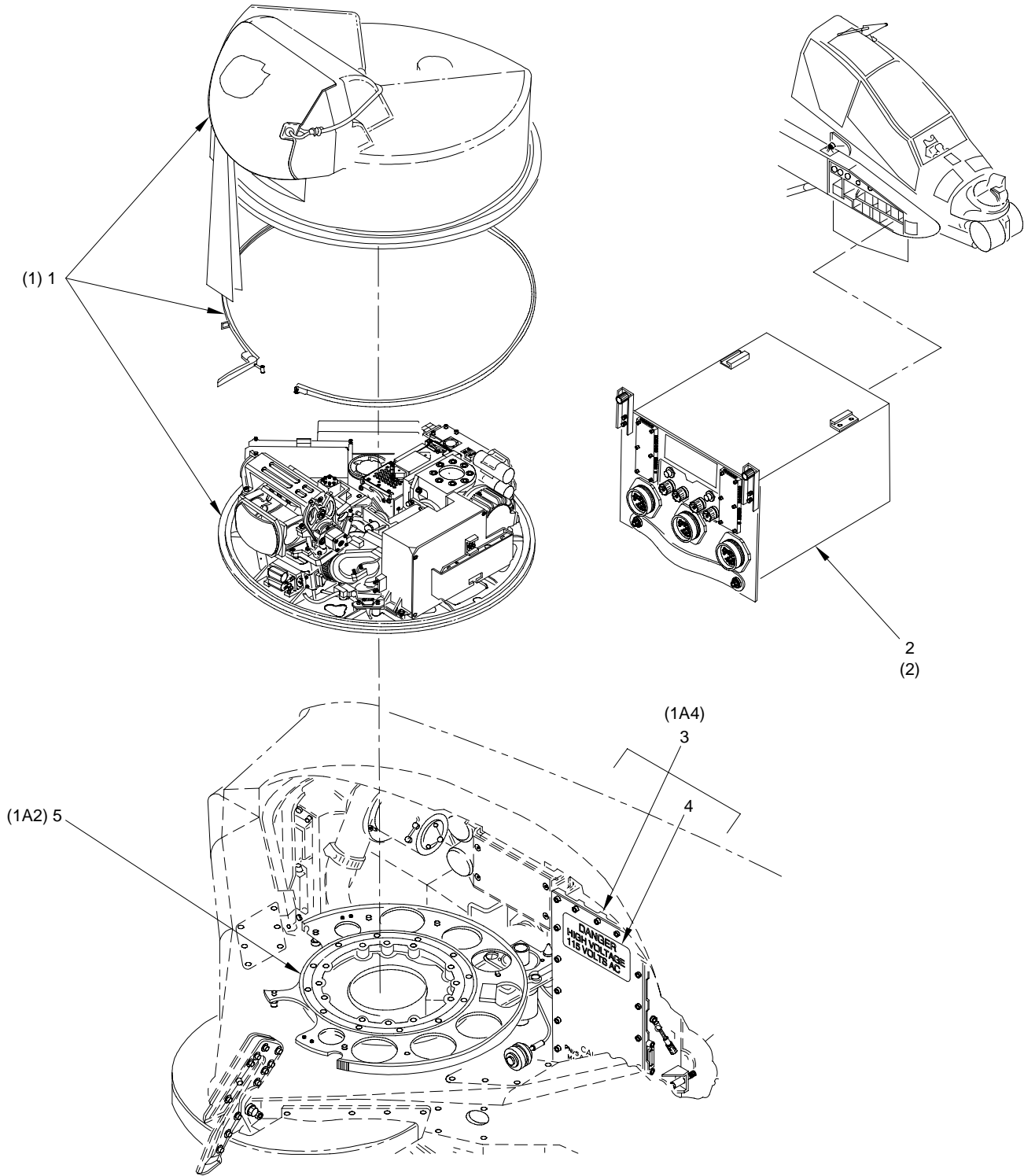
alphanumeric sequence (see 4b). Both indexes cross-reference you to the illustration/figure and item number of the item you are looking for.

(2) Second. Turn to the figure and item number, verify that the item is the one you're looking for, then locate the item number in the repair parts list for the figure.

7. Abbreviations.

<u>Abbreviation</u>	<u>Explanation</u>
ACM	Automatic Control Module
BOI	Basis of Issue
CAGEC	Commercial and Government Entity Code
EO MUX	Electro-Optical Multiplexer
LRU	Line Replaceable Unit
MAC	Maintenance Allocation Chart
MWO	Modification Work Order
NIIN	National Item Identification Number (consists of the last nine digits of the NSN)
NSN	National Stock Number
PNVS	Pilot Night Vision Sensor
RPSTL	Repair Parts and Special Tools List
SMR	Source, Maintenance, and Recoverability
SRA	Specialized Repair Activity
SRU	Shop Repairable Unit
TMDE	Test, Measurement, and Diagnostic Equipment
UOC	Usable on Code
V	Variable

REPAIR PARTS LIST

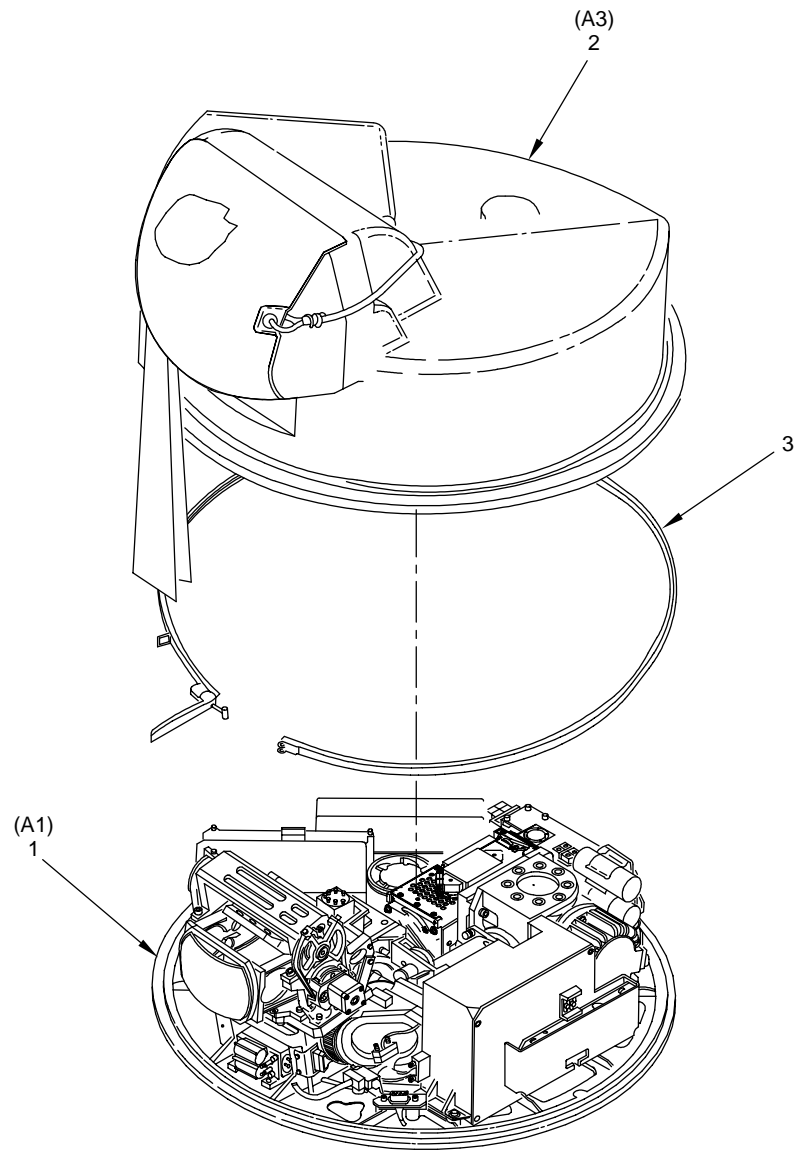


NOTE:
FOR ATTACHING HARDWARE
REFER TO TM 1-1520-238-23P.

300-178D

Figure 1. H1ELTR-PNV 13080000 (Group 00)

(1) ITEM NO.	(2) SMR CODE	(3) CAGEC	(4) PART NUMBER	(5) DESCRIPTION AND USABLE ON CODE (UOC)	(6) QTY
				GROUP: 00 PNVS ELECTRONIC SYSTEM FIG. 1 H1ELTR-PNV 13080000 (04939)	
1	PRODD	04939	13080250-029	.TURRET, SENSOR-SIGHT (ALT) SEE FIG 2 ASSY BKDN..... UOC:PNV	1
1	PAODD	04939	13080250-039	.TURRET, SENSOR-SIGHT SEE FIG 2 ASSY BKDN..... UOC:PNV	1
2	PRODD	04939	13080410-019	.ELECTRONIC UNIT, PNVS (ALT) SEE FIG 19 ASSY BKDN §2§ UOC:PNV	1
2	PRODD	04939	13080410-029	.ELECTRONIC UNIT, PNVS SEE FIG 19 ASSY BKDN §1§ UOC:PNV	1
2	PAODD	04939	13080410-039	.ELECTRONIC UNIT, PNVS SEE FIG 19 ASSY BKDN §2§ UOC:PNV	1
2	PAODD	04939	13080410-049	.ELECTRONIC UNIT, PNVS (ALT) SEE FIG 19 ASSY BKDN..... UOC:PNV	1
3	PRODD	04939	13080399	.AMPLIFIER ASSEMBLY, ELECTRONIC CONTROL (ALT) UOC:PNV	1
3	PAODD	04939	13080399-019	.AMPLIFIER ASSEMBLY, ELECTRONIC CONTROL..... UOC:PNV	1
4	XDFZZ	04939	13075322	.DECAL UOC:PNV	1
5	PRODD	04939	13080423	.ELECTRO-MECHANICAL ACTUATOR ASSEMBLY (ALT) SEE FIG 18 ASSY BKDN §3§ UOC:PNV	1
5	PAODD	04939	13080423-019	.ELECTRO-MECHANICAL ACTUATOR ASSEMBLY SEE FIG 18 ASSY BKDN §4§ UOC:PNV	1
				END OF FIGURE	

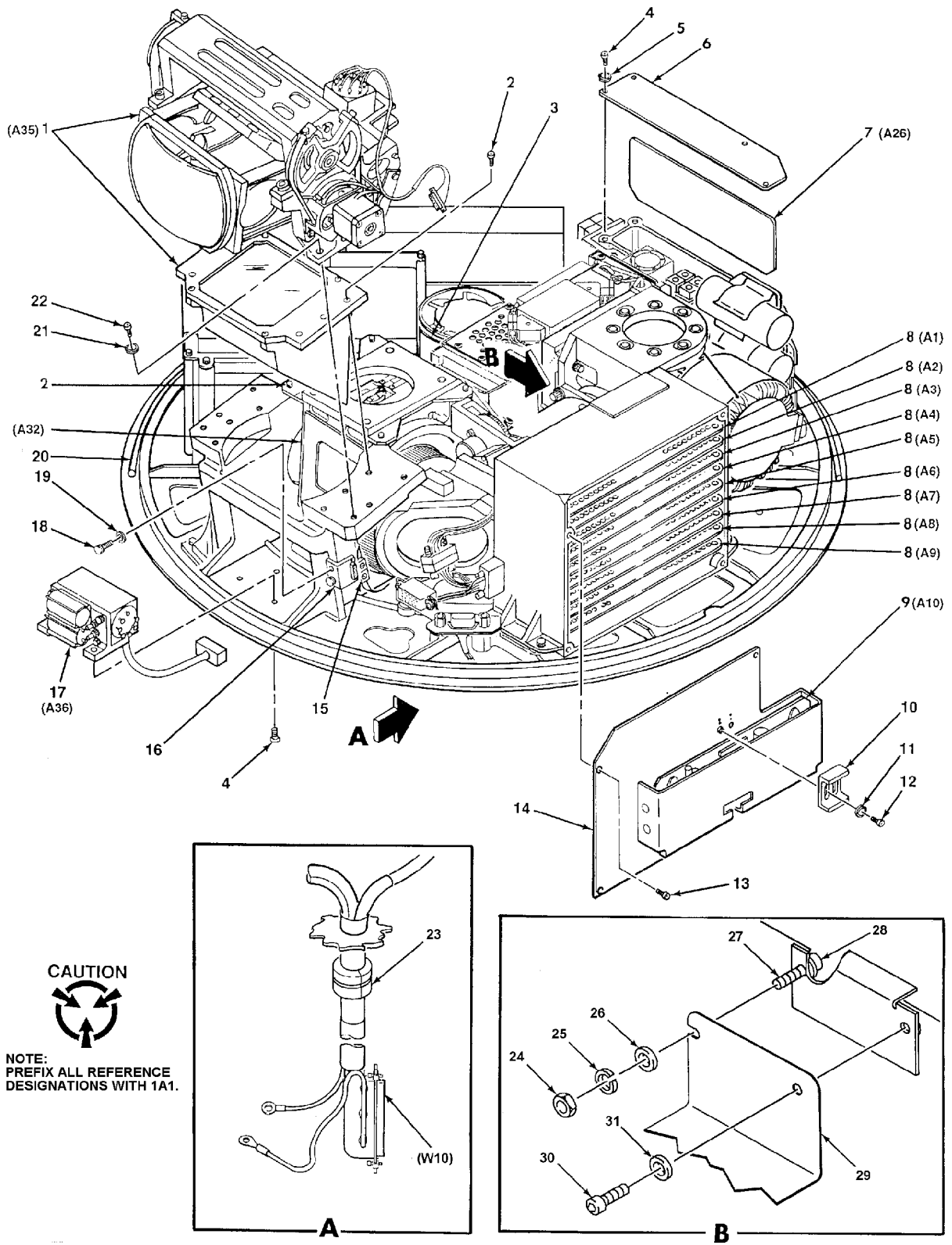


PREFIX ALL REFERENCE
DESIGNATIONS WITH 1.

310-081B

Figure 2. Sensor-Sight Turret Assembly 1 (13080250-029 & -039)(Group 04)

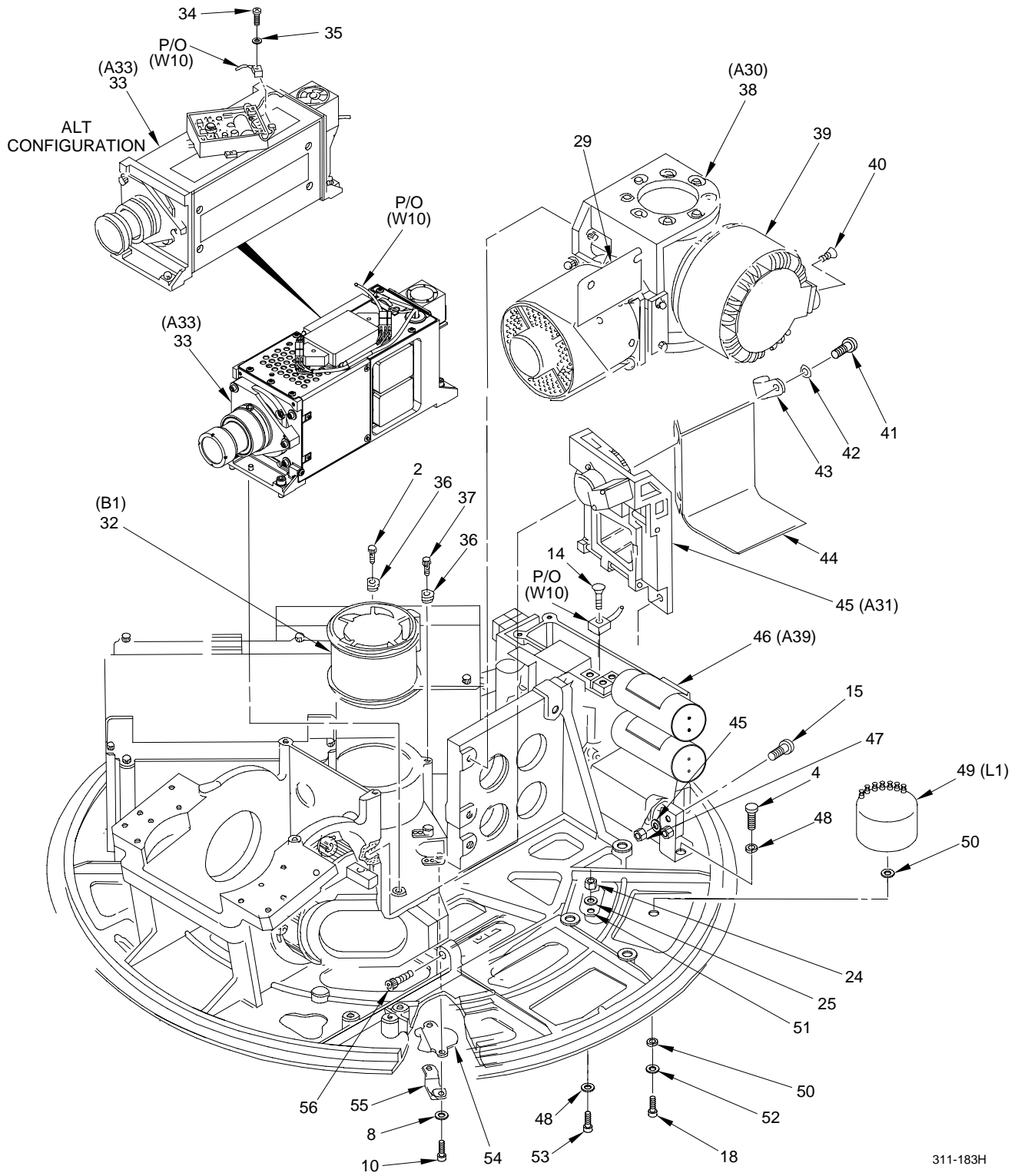
(1) ITEM NO.	(2) SMR CODE	(3) CAGEC	(4) PART NUMBER	(5) DESCRIPTION AND USABLE ON CODE (UOC)	(6) QTY
				GROUP: 04 SENSOR-SIGHT TURRET FIG. 2 SENSOR-SIGHT TURRET ASSEMBLY 13080250-029 & -039 (04939)	
1	XDODD	04939	13080451-019	.NIGHT SENSOR ASSY (ALT) SEE FIG 3 ASSY BKDN §10§	1
1	XDODD	04939	13080451-029	.NIGHT SENSOR ASSEMBLY SEE FIG 3 ASSY BKDN §11§	1
2	PAODD	04939	13080400	.COVER, ACCESS (ALT U/O 13080250-029) SEE FIG 15 ASSY BKDN §5§	1
2	PAODD	04939	13080400-019	.COVER, ACCESS (U/O 13080250-029) SEE FIG 15 ASSY BKDN	1
2	PAODD	04939	13080400-039	.COVER, ACCESS (U/O 13080250-039; ALT FOR -029) SEE FIG 15 ASSY BKDN.....	1
3	PAOZZ	04939	13084055	.COUPLING, CLAMP, GROOVE	1
				END OF FIGURE	



311-181K

Figure 3. Night Sensor Assembly 1A1 (13080451 & -019 ~~§10§~~ & -029 ~~§11§~~) (Group 0404) (Sheet 1 of 4)

(1) ITEM NO.	(2) SMR CODE	(3) CAGEC	(4) PART NUMBER	(5) DESCRIPTION AND USABLE ON CODE (UOC)	(6) QTY
				GROUP: 0404 SENSOR-SIGHT TURRET FIG. 3 NIGHT SENSOR ASSEMBLY 13080451-019 §10§ & -029 §11§ (04939)	
1	PAFDD	04939	13080295	.ELEVATION MIRROR	1
2	PAFZZ	80205	NAS1352-04-6P	.SCREW, CAP, SOCKET HEAD (QTY OF 19 U/O-019)	17
3	PAFZZ	04939	13080461	.PLATE, ELECTRICAL SHIELD (U/O -029)	1
4	PAFZZ	80205	NAS1352-04-4P	.SCREW, CAP, SOCKET HEAD	18
5	PAFZZ	80205	NAS620-4L	.WASHER, FLAT	18
6	XDFZZ	04939	13080061	.COVER, ASSEMBLY	1
7	PAFDD	04939	13080010-019	.CIRCUIT CARD ASSEMBLY, FOCUS CONTROL (ESDS)	1
8	PAFZZ	04939	13080427-009	.AMPLIFIER, VIDEO	9
9	PAFDD	80063	SM-D-773914	.CIRCUIT CARD ASSEMBLY (ALT)	1
9	PAFDD	04939	13076916	.CIRCUIT CARD ASSEMBLY	1
10	XDFZZ	04939	13080100	.RETAINER ASSEMBLY, CARD	2
11	PAFZZ	80205	NAS1149FN432P	.WASHER, FLAT	12
12	PAFZZ	80205	NAS1352NO4-5	.SCREW, CAP, SOCKET HEAD	5
12	PAFZZ	80205	NAS1352NO4-5P	.SCREW, CAP, SOCKET HEAD (ALT).....	5
13	PAFZZ	96906	MS24693-S2	.SCREW, MACHINE	4
14	XDFDD	04939	13080057	.COVER ASSEMBLY	1
15	PAFZZ	96906	MS51959-7	.SCREW, MACHINE.....	4
16	XDFZZ	04939	13080101	.BRACKET, MOUNTING	1
17	PAFFF	04939	13080052	.GYROSCOPE, RATE SEE FIG 14 ASSY BKDN	1
18	PAFZZ	80205	NAS1352-06-6P	.SCREW, CAP, SOCKET HEAD	10
19	PAFZZ	80205	NAS1149DN632K	.WASHER, FLAT	7
20	PAFZZ	04939	13084934	.SHIELDING GASKET, ELECTRONIC.....	1
21	PAFZZ	80205	NAS620-8	.WASHER, FLAT	4
22	PAFZZ	80205	NAS1352-08-8P	.SCREW, CAP, SOCKET HEAD	4
23	PAOZZ	04939	13080208	.SEAL, NONMETALLIC ROD.....	1
24	PAFZZ	80205	NAS671-4	.NUT, PLAIN, HEXAGON (QTY OF 19 U/O -019).....	20
25	PAFZZ	96906	MS35338-135	.WASHER, LOCK (QTY OF 2 U/O -019).....	3
26	PAFZZ	80205	NAS1149CN432B	.WASHER, FLAT	1
27	PAFZZ	80205	NAS1352-04-12P	.SCREW, CAP, SOCKET HEAD	1
28	PAFZZ	80205	NAS1149FN416P	.WASHER, FLAT	9
29	XDFZZ	04939	13080462	.SHIELD, ELECTRICAL (U/O -029)	
30	PAFZZ	96906	MS35206-214	.SCREW, MACHINE (QTY OF 4 U/O -019)	3
31	PAFZZ	80205	NAS1149CN432R	.WASHER, FLAT	1



311-183H

Figure 3. Night Sensor Assembly 1A1 (13080451 & -019 §10§ & -029 §11§) (Group 0404) (Sheet 2 of 4)

(1) ITEM NO.	(2) SMR CODE	(3) CAGEC	(4) PART NUMBER	(5) DESCRIPTION AND USABLE ON CODE (UOC)	(6) QTY
32	PAFZZ	04939	13080214	.FAN, VANEAXIAL.....	1
33	PAFDD	04939	13080390	.VISUAL RELAY MULTIPLEXER ASSEMBLY (ALT)	
				SEE FIG 4 ASSY BKDN §9§.....	1
33	PAFDD	04939	13076749-019	.CAMERA ASSEMBLY, SOLID STATE (CCD) SEE	
				FIG 5 ASSY BKDN	1
33	PAFDD	04939	13076749-009	.CAMERA ASSEMBLY, SOLID STATE (CCD) SEE	
				FIG 5 ASSY BKDN §12§	1
34	PAFZZ	96906	MS35206-205	.SCREW, MACHINE (U/W ALT 13080390).....	1
35	PAFZZ	80205	NAS620C2	.WASHER, FLAT (QTY OF 10 U/W ALT 13080390)	9
36	PAFZZ	04939	13084684	.CLAMP, RIM CLENCHING	3
37	PAFZZ	80205	NAS1352-04H6P	.SCREW, CAP, SOCKET HEAD	2
38	PAFDD	04939	13074114	.COOLER-DEWAR GROUP.....	1
39	PAFZZ	04939	13075984	.TERMINATION, SHIELD.....	1
40	PAFZZ	96906	MS51959-6	.SCREW, MACHINE	1
41	PAFZZ	80205	NAS1352-06-8P	.SCREW, CAP, SOCKET HEAD	2
42	PAFZZ	80205	NAS1149FN632P	.WASHER, FLAT	3
43	PAFZZ	96906	MS21919WDG7	.CLAMP, LOOP	2
44	PAFZZ	04939	13080396-019	.PLATE, ELECTRICAL SHIELD ASSEMBLY	2
45	PAFDA	04939	13080050	.FOCUSING ASSEMBLY	1
46	XDFFF	04939	13080012-019	.CAPACITOR ASSEMBLY SEE FIG 12 ASSY BKDN	1
47	PAFZZ	96906	MS21042-02	.NUT, SELF-LOCKING	2
48	PAFZZ	80205	NAS1149DN432K	.WASHER, FLAT	27
49	PAFZZ	04939	13084846	.CHOKE PICK OFF	1
50	PAFZZ	80205	NAS620-6	.WASHER, FLAT	3
51	XDFZZ	04939	13080078	.PLATE, COVER	1
52	PAFZZ	96906	MS35338-98	.WASHER, LOCK	7
53	PAFZZ	96906	MS35206-213	.SCREW, MACHINE (QTY OF 11 U/O 13080451-019)	10
54	XDFZZ	04939	13080226	.PLUG ASSEMBLY, CABLE	1
55	XDFZZ	04939	13080039	.RETAINER ASSEMBLY	1
56	PAFZZ	80205	NAS1352-08-6P	.SCREW, CAP, SOCKET HEAD	1

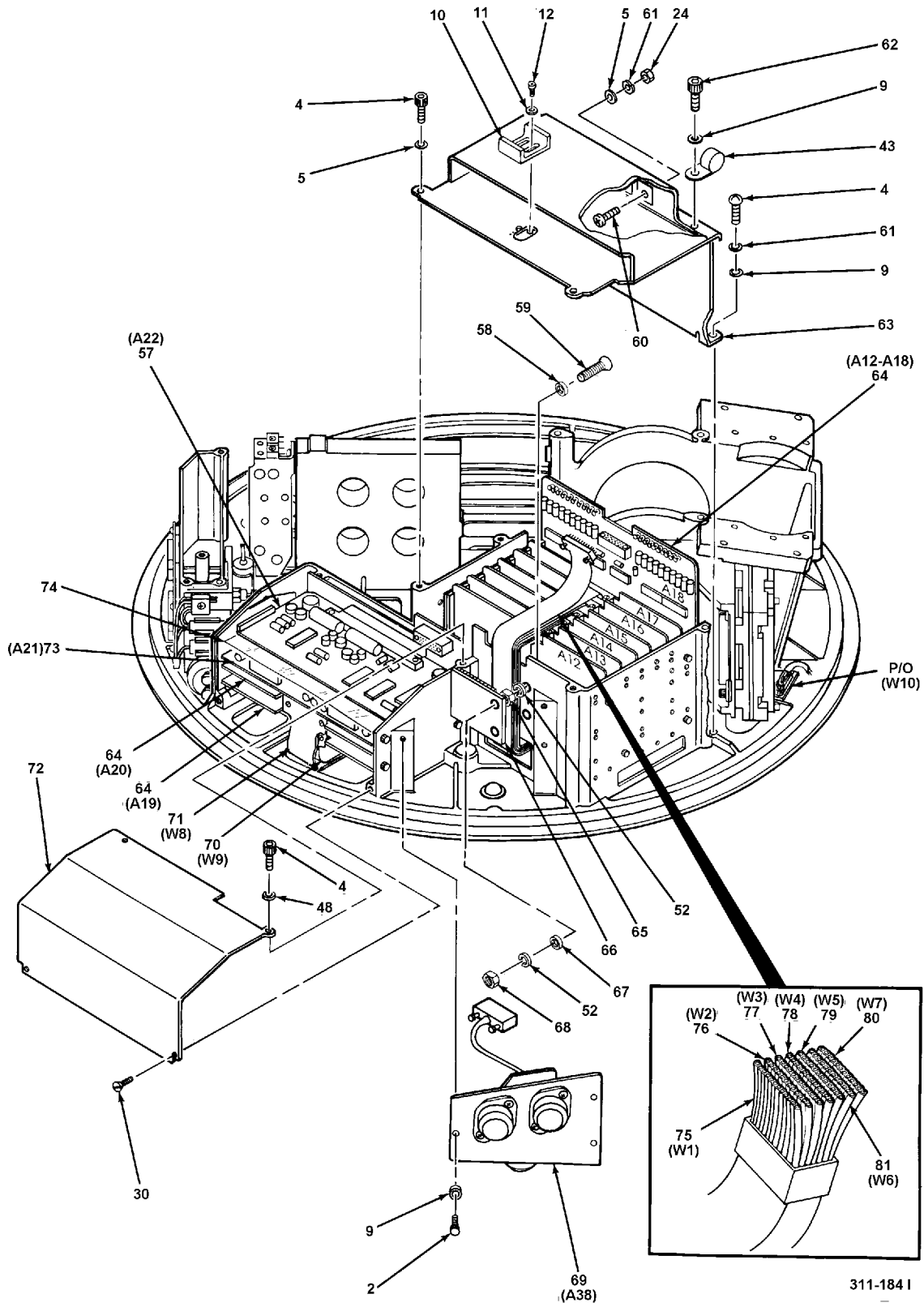


Figure 3. Night Sensor Assembly 1A1 (13080451 & -019 §10§ & -029 §11§) (Group 0404) (Sheet 3 of 4)

(1) ITEM NO.	(2) SMR CODE	(3) CAGEC	(4) PART NUMBER	(5) DESCRIPTION AND USABLE ON CODE (UOC)	(6) QTY
57	PAFDD	04939	13074308	.CIRCUIT CARD ASSEMBLY, POWER REGULATOR (ESDS)	1
58	PAFZZ	80205	NAS620-6L	.WASHER, FLAT	6
59	PAFZZ	96906	MS24693-S27	.SCREW, MACHINE.....	2
60	PAFZZ	96906	MS35206-217	.SCREW, MACHINE.....	2
61	PAFZZ	96906	MS35338-97	.WASHER, LOCK.....	2
62	PAFZZ	80205	NAS1352-04-8P	.SCREW, CAP, SOCKET HEAD	5
63	XDFZZ	04939	13080232	.COVER ASSEMBLY, POST AMP	1
64	PAFDD	80063	SM-D-773900	.POST AMPLIFIER CONTROL DRIVER	9
65	PAFZZ	96906	MS25082-1	.NUT, PLAIN, HEXAGON	2
66	PAFZZ	58260	13080296	.HEAT SINK, ELECTRICAL	1
67	PAFZZ	80205	NAS1149FN616P	.WASHER, FLAT	2
68	PAFZZ	80205	NAS671-6	.NUT, PLAIN, HEXAGON.....	2
69	XDFFF	04939	13080104	.TRANSISTOR ASSEMBLY SEE FIG 11 ASSY BKDN.....	1
70	PAFZZ	04939	13080079	.CABLE ASSEMBLY, PRINTED	1
71	PAFZZ	04939	13080080	.CABLE ASSEMBLY, PRINTED	1
72	XDFZZ	04939	13080329	.COVER ASSEMBLY, POST AMP	1
73	PAFDD	04939	13076389-029	.CIRCUIT CARD ASSEMBLY, ACM..... (ESDS)	1
74	PAFZZ	04939	13080376	.INSULATION SHEET, ELECTRICAL	1
75	PAFZZ	04939	13080087	.CABLE ASSEMBLY, PRINTED	1
76	PAFZZ	04939	13080086	.CABLE ASSEMBLY, PRINTED	1
77	PAFZZ	04939	13080085	.CABLE ASSEMBLY, PRINTED.....	1
78	PAFZZ	04939	13080084	.CABLE ASSEMBLY, PRINTED	1
79	PAFZZ	04939	13080083	.CABLE ASSEMBLY, PRINTED.....	1
80	PAFZZ	04939	13080081	.CABLE ASSEMBLY, PRINTED.....	1
81	PAFZZ	04939	13080082	.CABLE ASSEMBLY, PRINTED.....	1

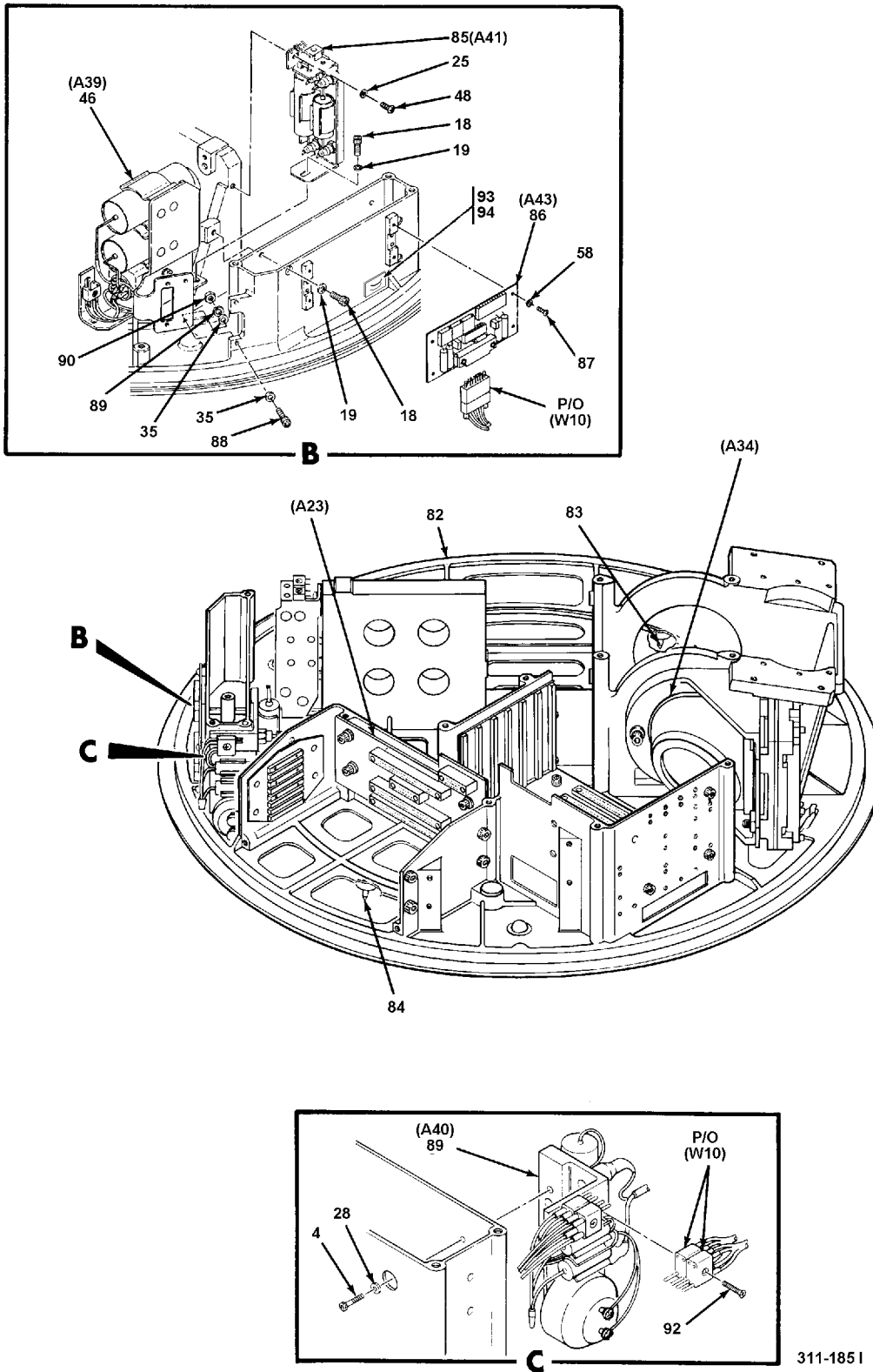


Figure 3. Night Sensor Assembly 1A1 (13080451 & -019 §10§ & -029 §11§) (Group 0404) (Sheet 4 of 4)

(1) ITEM NO.	(2) SMR CODE	(3) CAGEC	(4) PART NUMBER	(5) DESCRIPTION AND USABLE ON CODE (UOC)	(6) QTY
82	XDDDD	04939	13080386	.MOUNTING BASE	1
83	PAFZZ	04939	13080136	..PIN, STRAIGHT, HEADLESS	1
84	PAFZZ	04939	13080137	..PIN, STRAIGHT, HEADLESS	1
85	XDFFF	04939	13074507	.CAPACITOR ASSEMBLY SEE FIG 13 ASSY BKDN	1
86	PAFZZ	04939	13080114-019	.CIRCUIT CARD ASSEMBLY (ESDS)	1
87	PAFZZ	96906	MS35206-226	.SCREW, MACHINE	4
88	PAFZZ	80205	NAS1352-02-6P	.SCREW, CAP, SOCKET HEAD	2
89	PAFZZ	96906	MS35338-96	.WASHER, LOCK	2
90	PAFZZ	80205	NAS671-2	.NUT, PLAIN, HEXAGON	2
91	XDFFF	04939	13080298-019	.CAPACITOR ASSEMBLY SEE FIG 10 ASSY BKDN	1
92	PAFZZ	96906	MS51959-8	.SCREW, MACHINE	1
93	PAFZZ	04939	13076818	.CUSHIONING MATERIAL	4
94	PAFZZ	17773	11176120	.PLATE, MOUNTING	4
END OF FIGURE					

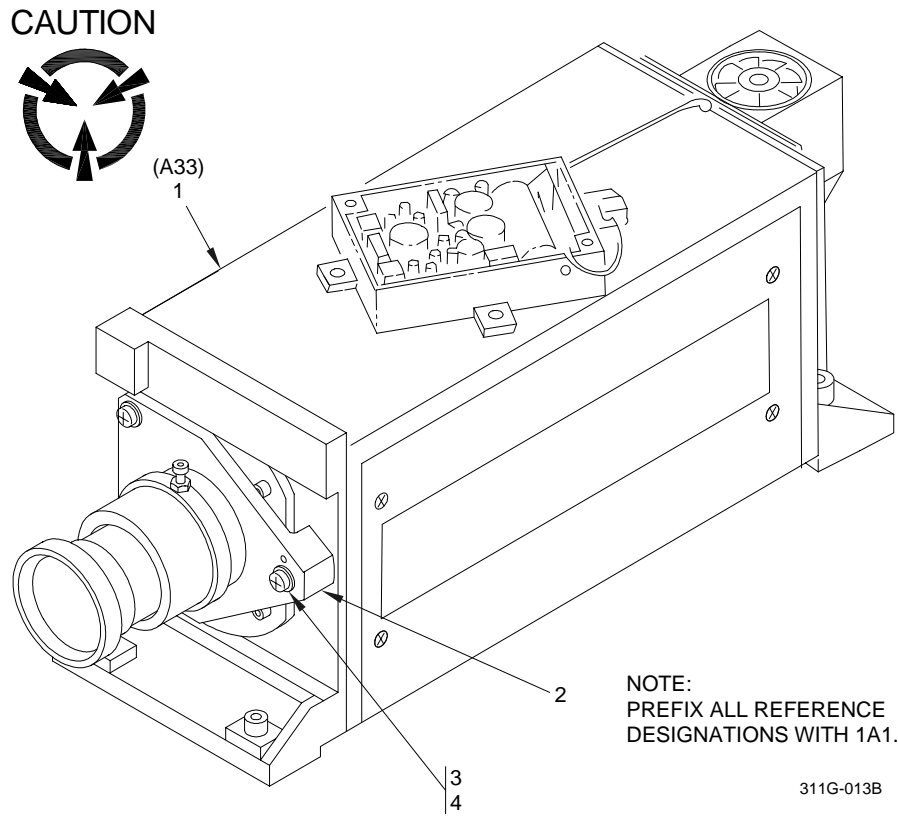
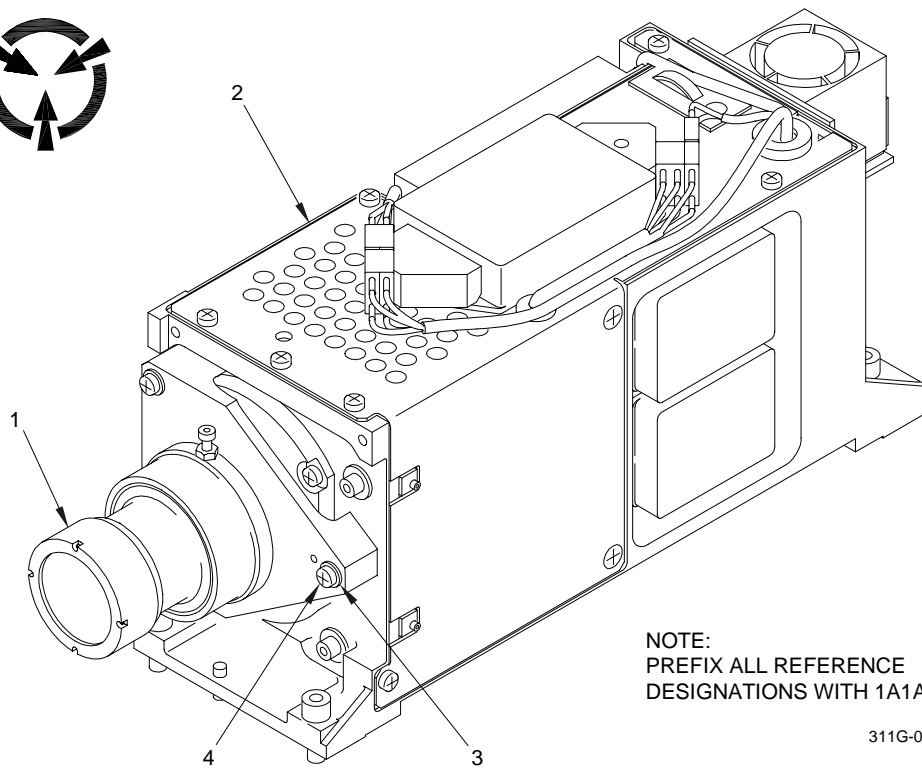


Figure 4. Visual Relay Multiplexer Assembly (ALT) 1A1A33 (13080390) (Group 040404)

(1) ITEM NO.	(2) SMR CODE	(3) CAGEC	(4) PART NUMBER	(5) DESCRIPTION AND USABLE ON CODE (UOC)	(6) QTY
				GROUP: 040404 SENSOR-SIGHT TURRET FIG. 4 VISUAL RELAY MULTIPLEXER ASSEMBLY (ALT) 13080390 (04939)	
1	XDDDD	04939	13075594	.MULTIPLEXER ASSEMBLY, SEE FIG 6 ASSY BKDN §6§ (ESDS)	1
1	XDDDD	04939	13076147	.MULTIPLEXER ASSEMBLY, SEE FIG 6 ASSY BKDN §7§ (ESDS)	1
1	XDDDD	04939	13076198	.MULTIPLEXER ASSEMBLY, SEE FIG 6 ASSY BKDN §8§ (ESDS)	1
2	PAFDD	04939	13080003-019	.CELL ASSEMBLY, OPTICS	1
3	PAFZZ	80205	NAS1149CN432B	.WASHER, FLAT	3
4	PAFZZ	80205	NAS1352-04-10P	.SCREW, CAP, SOCKET HEAD	3
				END OF FIGURE	

CAUTION

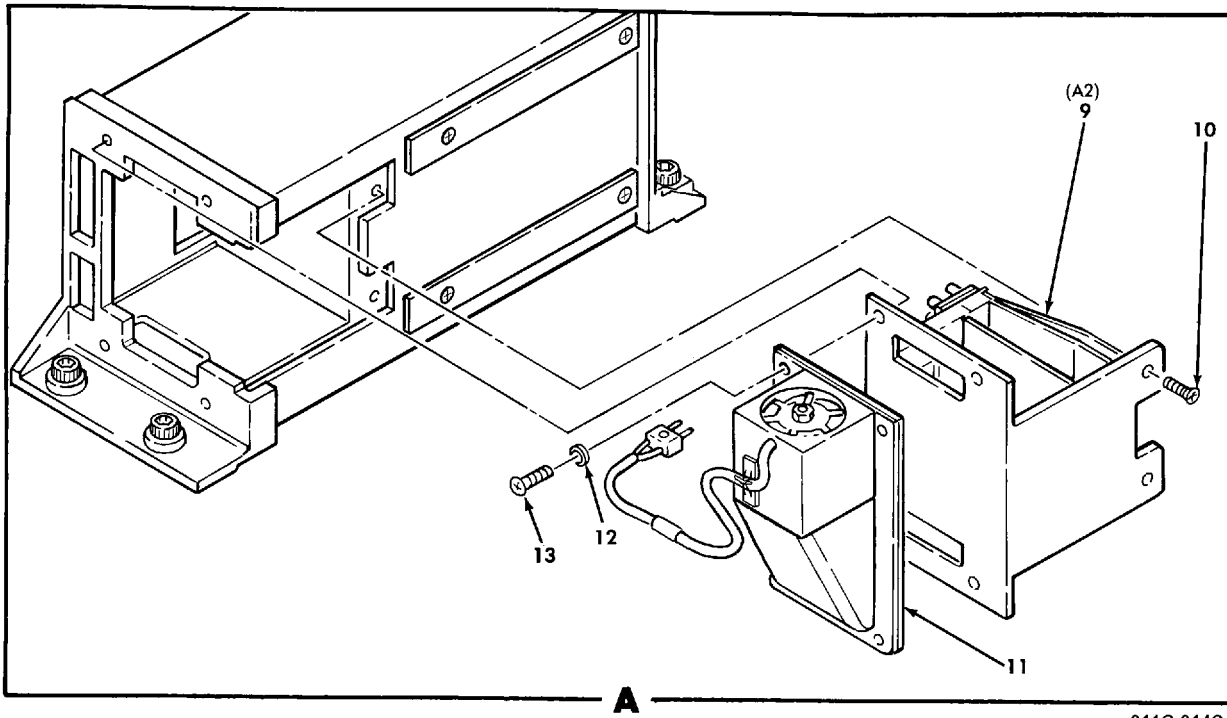
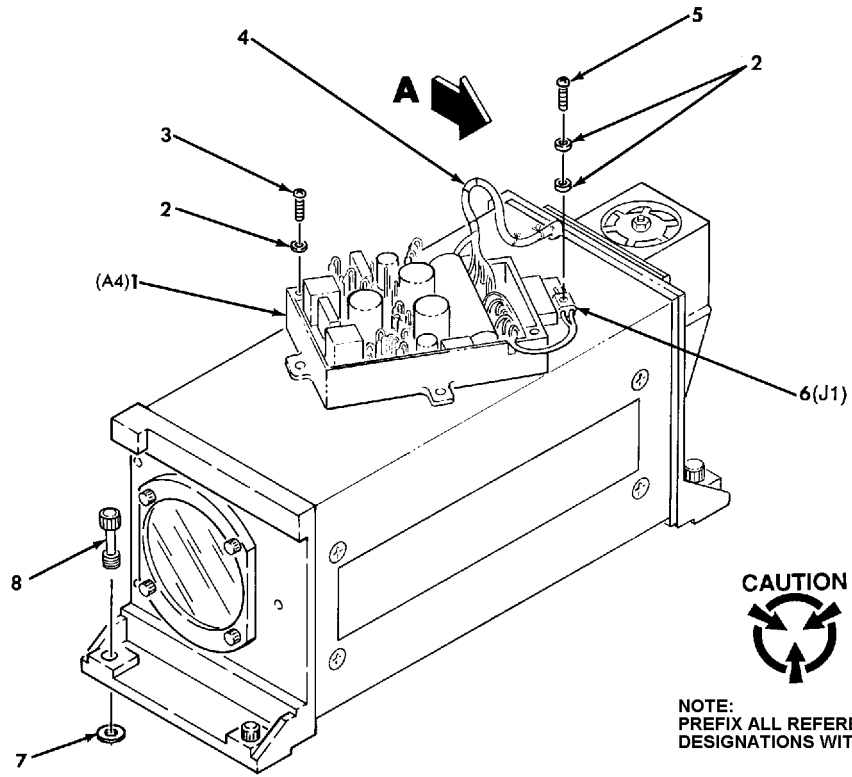


NOTE:
PREFIX ALL REFERENCE
DESIGNATIONS WITH 1A1A33.

311G-027B

Figure 5. Solid State Camera Assembly 1A1A33 (13076749-009 §12§, & -019 (040404)

(1) ITEM NO.	(2) SMR CODE	(3) CAGEC	(4) PART NUMBER	(5) DESCRIPTION AND USABLE ON CODE (UOC)	(6) QTY
				GROUP: 040404 SENSOR-SIGHT TURRET FIG. 5 SOLID STATE CAMERA ASSEMBLY (CCD) 13076749-009 §12§ -019 (04939)	
1	PAFDD	04939	13080003-029	.CELL ASSEMBLY, OPTICS	1
2	XDFFA	04939	13076778-019	.MULTIPLEXER ASSEMBLY SEE FIG 7 ASSY BKDN	1
2	XDFFA	04939	13076778-009	.MULTIPLEXER ASSEMBLY SEE FIG 7 ASSY BKDN §12§	1
3	PAFZZ	80205	NAS1149CN432P	.WASHER, FLAT	3
4	PAFZZ	80205	NAS1352-04-10P	.SCREW, CAP, SOCKET HEAD	3
				END OF FIGURE	



311G-014C

Figure 6. Multiplexer Assembly (ALT) 1A1A33 (13075594-009 §6§, 13076147 §7§, & 13076198 §8§(Group 04040404)

(1) ITEM NO.	(2) SMR CODE	(3) CAGEC	(4) PART NUMBER	(5) DESCRIPTION AND USABLE ON CODE (UOC)	(6) QTY
				GROUP: 04040404 SENSOR-SIGHT TURRET FIG. 6 MULTIPLEXER ASSEMBLY 13075594 §6§, 13076147 §7§, & 13076198 §8§ (04939)	
1	PRFZZ	04939	13075317	.CIRCUIT CARD ASSEMBLY, CONTROLLER (ALT) (ESDS)	1
1	PAFZZ	04939	13075994	.CIRCUIT CARD ASSEMBLY, CONTROLLER ... (ESDS)	1
2	PAFZZ	80205	NAS620-2	.WASHER, FLAT	8
3	PAFZZ	96906	MS35206-201	.SCREW, MACHINE.....	2
4	PAFZZ	81349	M83519/1-2	.SPLICE, CONDUCTOR (U/O 13075594)	2
5	PAFZZ	96906	MS35206-205	.SCREW, MACHINE	3
6	PAFZZ	80063	SM-C-773505-3	.CONNECTOR, RECEPTACLE.....	1
7	PAFZZ	80205	NAS620-8	.WASHER, FLAT	4
8	PAFZZ	04939	13075474	.SCREW, CAP, SOCKET HEAD	4
9	PRFDD	04939	13075593	.POWER SUPPLY ASSEMBLY (U/O 13075594) (ESDS)	1
9	PAFDD	04939	13076193	.POWER SUPPLY ASSEMBLY (U/O 13076147 & 13076198) (ESDS)	1
10	PAFZZ	96906	MS35206-203	.SCREW, MACHINE	2
11	PAFZZ	04939	13080067	.FAN ASSEMBLY	1
12	PAFZZ	80205	NAS620-4L	.WASHER, FLAT	8
13	PAFZZ	96906	MS35206-214	.SCREW, MACHINE	4
				END OF FIGURE	

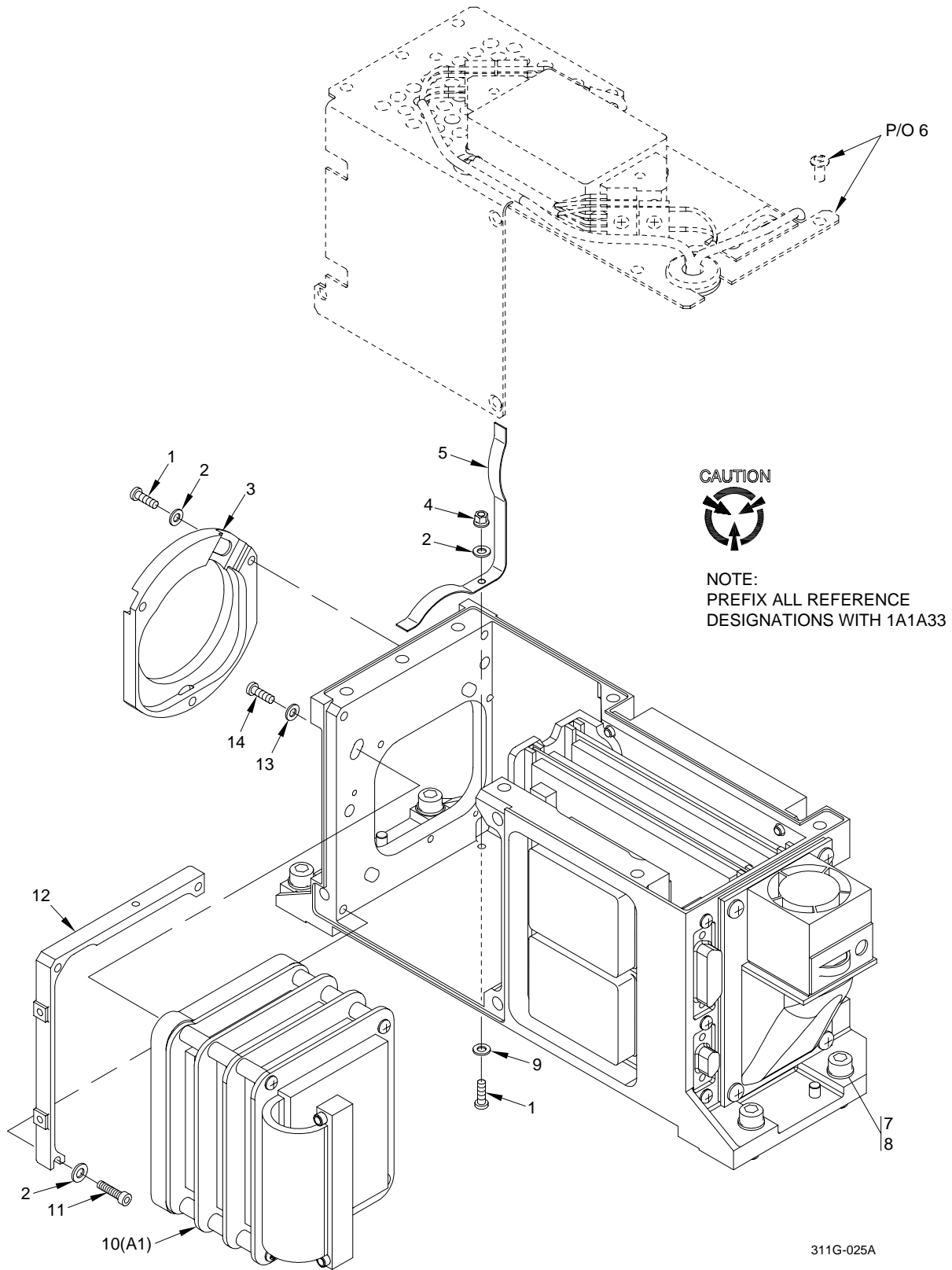
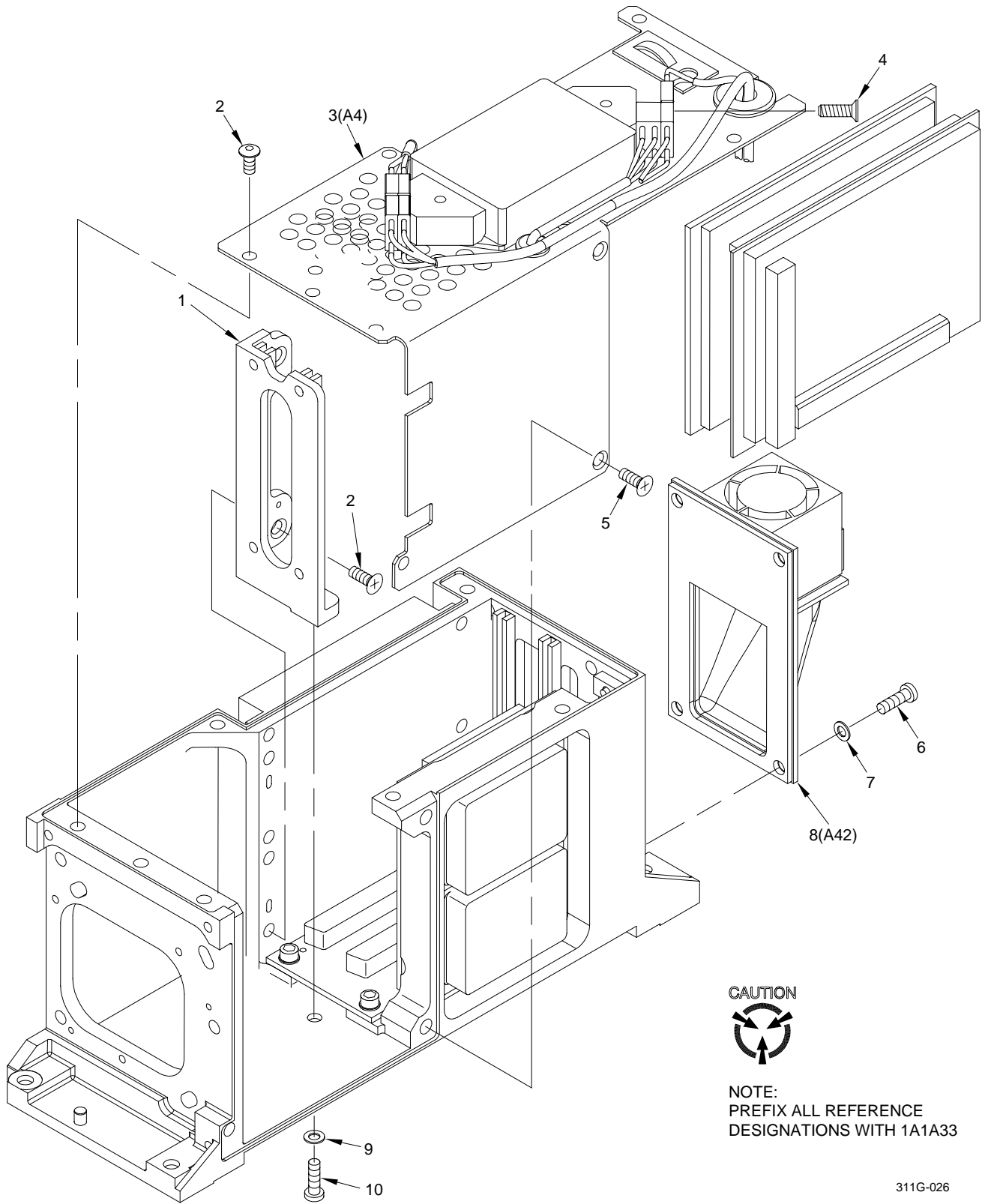


Figure 7. Multiplexer Assembly 1A1A33 (13076778-009 ~~§12§~~ & -019 (Group 04040404)

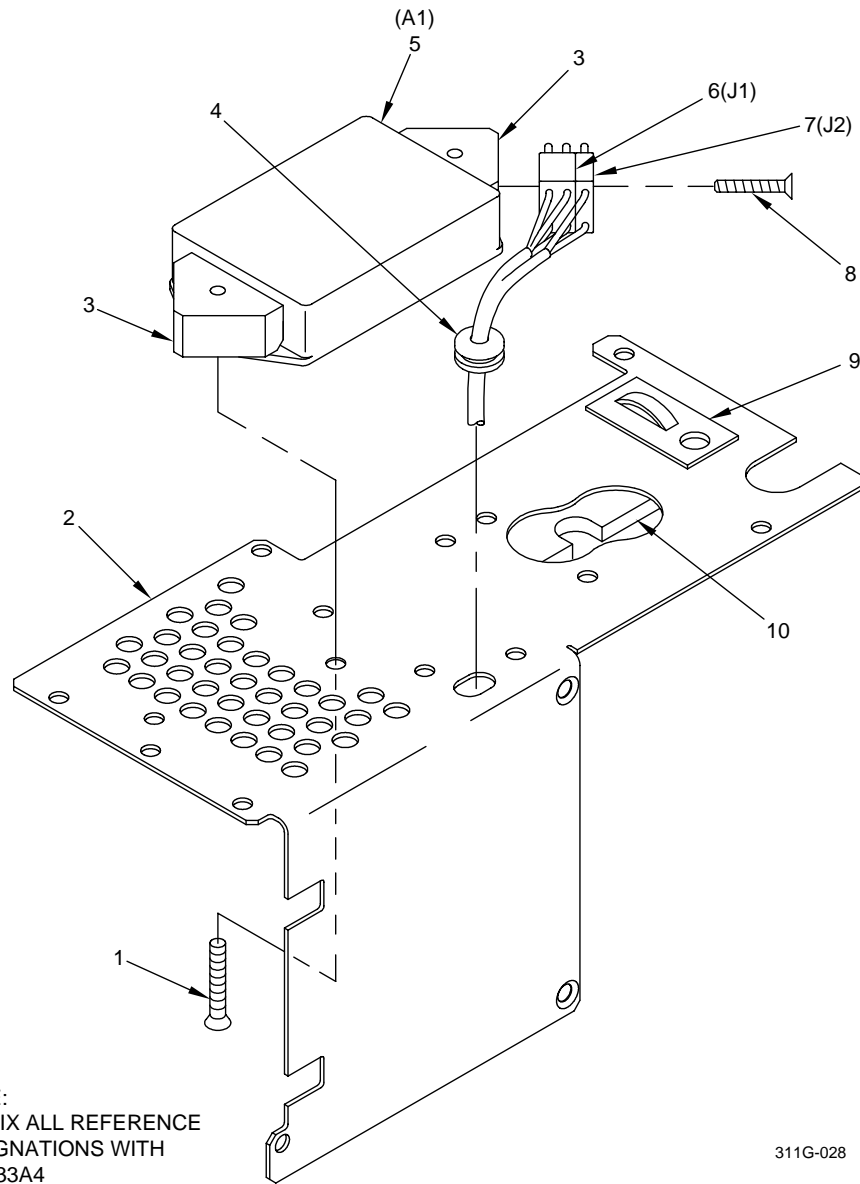
(1) ITEM NO.	(2) SMR CODE	(3) CAGEC	(4) PART NUMBER	(5) DESCRIPTION AND USABLE ON CODE (UOC)	(6) QTY
GROUP: 04040404 SENSOR-SIGHT TURRET FIG. 7 MULTIPLEXER ASSEMBLY 13076778-009 §12§ & -019 (04939)					
1	PAFZZ	96906	MS35206-203	.SCREW, MACHINE	4
2	PAFZZ	80205	NAS620-2	.WASHER, FLAT	7
3	XDFZZ	04939	13077711	.SHIELD, LIGHT	1
4	PAFZZ	96906	MS21042-02	.NUT, SELF-LOCKING	1
5	PAFZZ	04939	13077706	.SPRING, FLAT	1
6	PAFDD	04939	13076780-019	.VIDEO PROCESSOR UNIT, NIGHT SENSOR SEE FIG 8 ASSY BKDN..... (ESDS)	1
6	PAFDD	04939	13076780-009	.VIDEO PROCESSOR UNIT, NIGHT SENSOR SEE FIG 8 ASSY BKDN §12§..... (ESDS)	1
7	PAFZZ	04939	13075474	.SCREW, CAP, SOCKET HEAD	4
8	PAFZZ	80205	NAS620-8	.WASHER, FLAT	4
9	PAFZZ	80205	NAS1149FN232P	.WASHER, FLAT	1
10	PAFDA	04939	13076751-2	.SENSOR, ELECTRO-OPTICAL..... (ESDS)	1
10	PAFDA	04939	13076751	.SENSOR, ELECTRO-OPTICAL (ALT) (ESDS)	1
11	PAFZZ	80205	NAS1352-02-6P	.SCREW, CAP, SOCKET HEAD	3
12	XDFZZ	04939	13077707	.BRACKET, ADJUSTMENT.....	1
13	PAFZZ	80205	NAS1149GN432P	.WASHER, FLAT	3
14	PAFZZ	80205	NAS1352-04-6P	.SCREW, CAP, SOCKET HEAD	3
END OF FIGURE					



311G-026

Figure 8. Night Sensor Video Processor Unit 1A1A33 (13076780-009 §12§, & -019 (Group 0404040404)

(1) ITEM NO.	(2) SMR CODE	(3) CAGEC	(4) PART NUMBER	(5) DESCRIPTION AND USABLE ON CODE (UOC)	(6) QTY
				GROUP: 0404040404 SENSOR-SIGHT TURRET FIG. 8 NIGHT SENSOR VIDEO PROCESSOR UNIT 13076780-009 §12§ & -019 (04939)	
1	XDFZZ	04939	13077701-009	.BRACKET ASSEMBLY, CIRCUIT CARD	4
2	PAFZZ	96906	MS51957-13	.SCREW, MACHINE	16
3	XDFFF	04939	13077702-009	.COVER ASSEMBLY, CAMERA SEE FIG 9 ASSY BKDN	1
4	PAFZZ	80205	NAS662C2R8	.SCREW, MACHINE	1
5	PAFZZ	96906	MS24693-S2	.SCREW, MACHINE.....	4
6	PAFZZ	80205	NAS620-4L	.WASHER, FLAT	8
7	PAFZZ	96906	MS35206-214	.SCREW, MACHINE.....	4
8	PAFZZ	04939	13080067	.FAN ASSEMBLY, VANEAXIAL	1
9	PAFZZ	80205	NAS1149FN432P	.WASHER, FLAT	1
10	PAFZZ	80205	NAS1352-04-4P	.SCREW, CAP, SOCKET HEAD	5
				END OF FIGURE	



NOTE:
PREFIX ALL REFERENCE
DESIGNATIONS WITH
1A1A33A4

311G-028

Figure 9. Camera Cover Assembly 1A1A33A4 (13077702-009) (Group 040404044)

(1) ITEM NO.	(2) SMR CODE	(3) CAGEC	(4) PART NUMBER	(5) DESCRIPTION AND USABLE ON CODE (UOC)	(6) QTY
				GROUP: 04040404044 SENSOR-SIGHT TURRET FIG. 9 CAMERA COVER ASSEMBLY 13077702-009 (04939)	
1	PAFZZ	96906	MS24693-S26	.SCREW, MACHINE	2
2	XDFZZ	04939	13076755	.COVER, CAMERA	1
3	PAFZZ	04939	13077705-009	.RETAINER ASSEMBLY, FILTER.....	2
4	PAFZZ	96906	MS35489-1	.GROMMET, NONMETALLIC	1
5	PAFZZ	04939	13077730	.FILTER, RADIO FREQUENCY	1
6	PAFZZ	80063	SM-C-773505-3	.CONNECTOR, RECEPTACLE.....	1
7	PAFZZ	04939	13084345	.CONNECTOR, RECPTACLE	1
8	PAFZZ	80205	NAS662-2R8	.SCREW, MACHINE	1
9	PAFZZ	59730	TC105	.MOUNTING BASE, TIEDOWN	1
10	PAFZZ	04939	13076776	.PAD, MOUNTING	1
				END OF FIGURE	

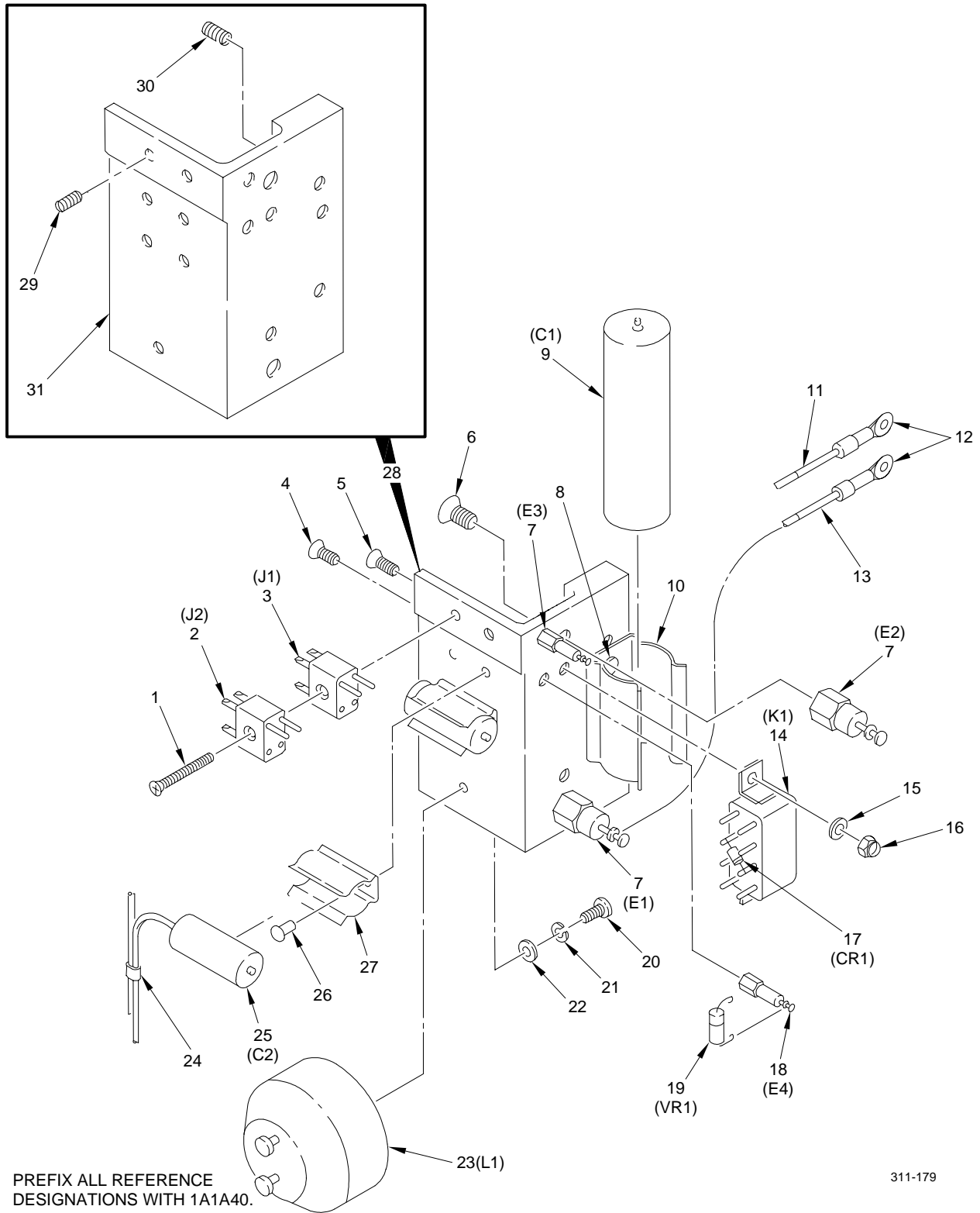
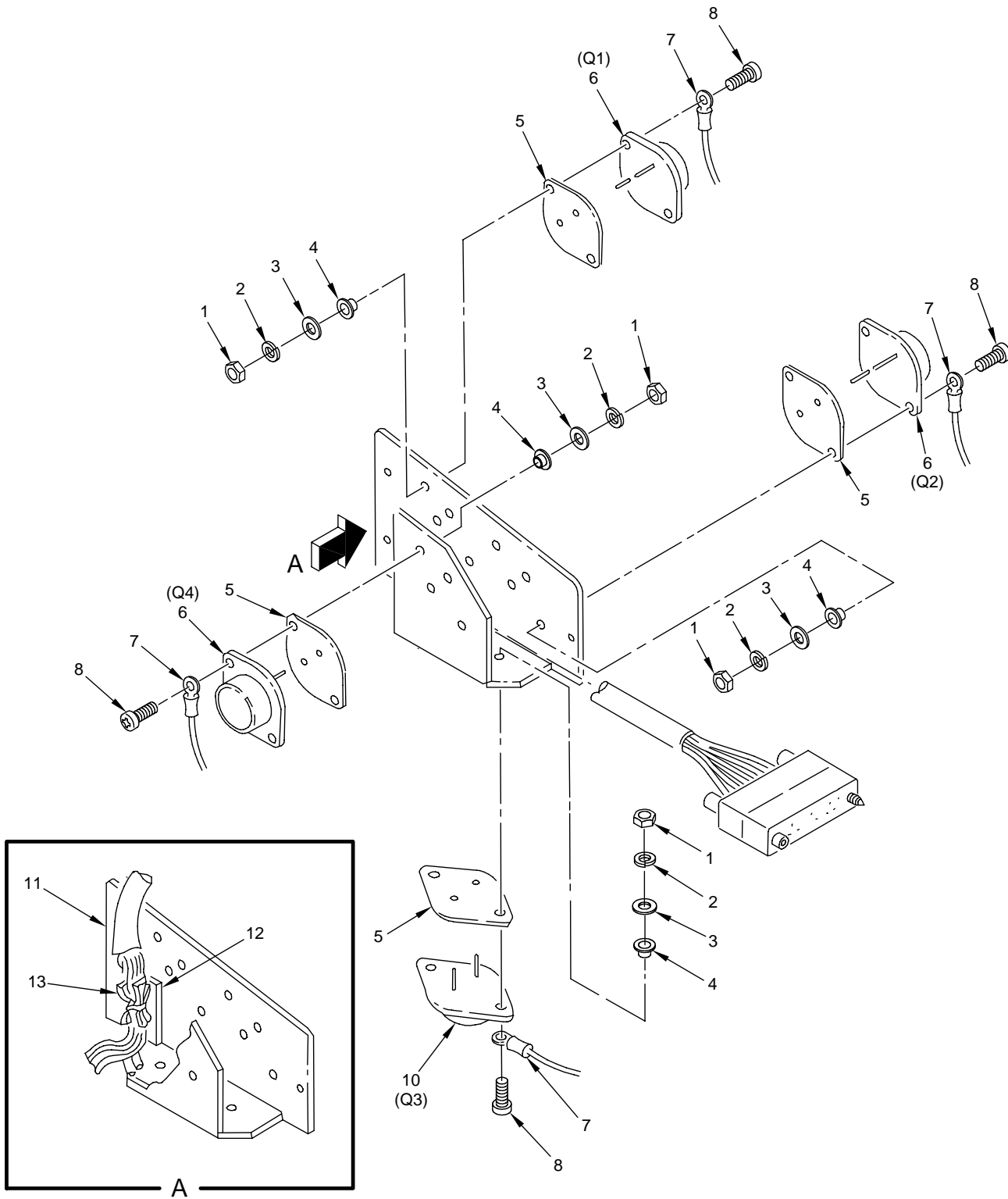


Figure 10. Capacitor Assembly 1A1A40 (13080298-019) (Group 040416)

(1) ITEM NO.	(2) SMR CODE	(3) CAGEC	(4) PART NUMBER	(5) DESCRIPTION AND USABLE ON CODE (UOC)	(6) QTY
				GROUP: 040416 SENSOR-SIGHT TURRET FIG. 10 CAPACITOR ASSEMBLY 13080298-019 (04939)	
1	PAFZZ	96906	MS51959-8	.SCREW, MACHINE	1
2	PAFZZ	80063	SM-C-773505-3	.CONNECTOR, RECEPTACLE	1
3	PAFZZ	80063	SM-C-773505-4	.CONNECTOR, RECEPTACLE	1
4	PAFZZ	96906	MS24693-S1	.SCREW, MACHINE	2
5	PAFZZ	96906	MS24693-S3	.SCREW, MACHINE	2
6	PAFZZ	96906	MS24693-S24	.SCREW, MACHINE.....	2
7	PAFZZ	81349	M55155/109H02	.TERMINAL, STUD	2
8	PAFZZ	96906	MS20426AD3-6	.RIVET, SOLID.....	2
9	PAFZZ	81349	M83421/01-5221S	.CAPACITOR, FIXED, METALLIZED	1
10	PAFZZ	04939	13076972-5	.CLIP, SPRING TENSION	1
11	XDFZZ	04939	13080298-1	.IDENTIFICATION BAND	1
12	PAFZZ	04939	13076920	.LUG, TERMINAL.....	2
13	XDFZZ	04939	13080298-2	.IDENTIFICATION BAND	1
14	PAFZZ	81349	M39016/6-214P	.RELAY, ELECTROMAGNETIC	1
15	PAFZZ	80205	NAS620-4	.WASHER, FLAT.....	2
16	PAFZZ	96906	MS21042-04	.NUT, SELF-LOCKING	2
17	PAFZZ	81349	JANTX1N4153-1	.SEMICONDUCTOR DEVICE, DIODE	1
18	PAFZZ	81349	SE109D01	.TERMINAL, STUD	2
19	PAFZZ	81349	JANTXV1N746A-1	.SEMICONDUCTOR DEVICE, DIODE	1
20	PAFZZ	96906	MS35206-214	.SCREW, MACHINE	1
21	PAFZZ	96906	MS35338-97	.WASHER, LOCK	1
22	PAFZZ	80205	NAS1149FN416P	.WASHER, FLAT	1
23	PAFZZ	04939	13084645	.REACTOR	1
24	PAFZZ	81349	M83519/1-2	.SPLICE, CONDUCTOR	2
25	PAFZZ	81349	M39003/01-6103	.CAPACITOR, FIXED, ELECTROLYTIC	2
26	PAFZZ	96906	MS20470AD3-4	.RIVET, SOLID	4
27	PAFZZ	04939	13076972-1	.CLIP, SPRING TENSION	2
28	XDFFF	04939	13080392-019	.BRACKET ASSEMBLY, CAPACITOR	1
29	PAFZZ	96906	MS21209C0210	..INSERT, SCREW THREAD	2
30	PAFZZ	96906	MS21209C0415	..INSERT, SCREW THREAD	2
31	XAFZZ	04939	13080392-1	..BRACKET	1
				END OF FIGURE	

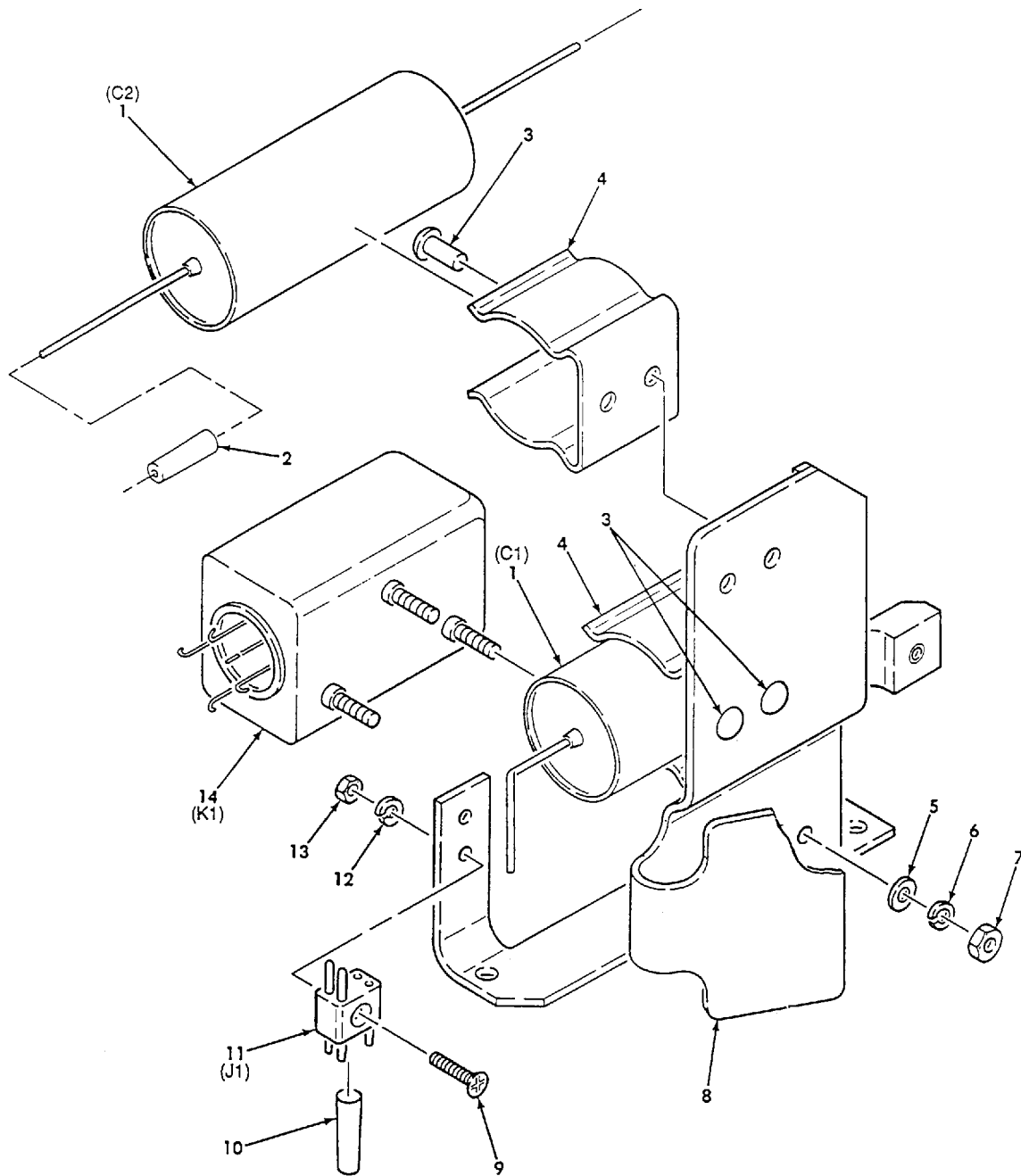


PREFIX ALL REFERENCE DESIGNATIONS WITH 1A1A38.

311-004B

Figure 11. Transistor Assembly 1A1A38 (13080104) (Group 040432)

(1) ITEM NO.	(2) SMR CODE	(3) CAGEC	(4) PART NUMBER	(5) DESCRIPTION AND USABLE ON CODE (UOC)	(6) QTY
GROUP: 040432 SENSOR-SIGHT TURRET FIG. 11 TRANSISTOR ASSEMBLY 13080104 (04939)					
1	PAFZZ	96906	MS25082-C1	.NUT, PLAIN, HEXAGON	8
2	PAFZZ	96906	MS35333-71	.WASHER, LOCK	8
3	PAFZZ	80205	NAS1149CN632B	.WASHER, FLAT	8
4	PAFZZ	18876	10630021-3	.INSULATOR, BUSHING	8
5	PAFZZ	55285	7403-09FR-03K	.HEAT SINK, INSULATOR	4
6	PAFZZ	81349	JANTX2N3792	.TRANSISTOR	3
7	PAFZZ	96906	MS25036-102	.LUG, TERMINAL	4
8	PAFZZ	96906	MS51957-30	.SCREW, MACHINE	8
9	PAFZA	81349	M55302/66-14S	.CONNECTOR, PLUG, ELECTRICAL	1
10	PAFZZ	81349	JANTX2N3716	.TRANSISTOR	1
11	XAFZZ	04939	13080230	.BRACKET, SEMICONDUCTOR	1
12	PAFZZ	04939	13076818	.CUSHIONING MATERIAL	1
12	PAFZZ	18876	11035059-27	.CUSHIONING MATERIAL (ALT).....	1
13	PAFZZ	59730	TC105	.MOUNTING BASE, TIEDOWN	1
END OF FIGURE					

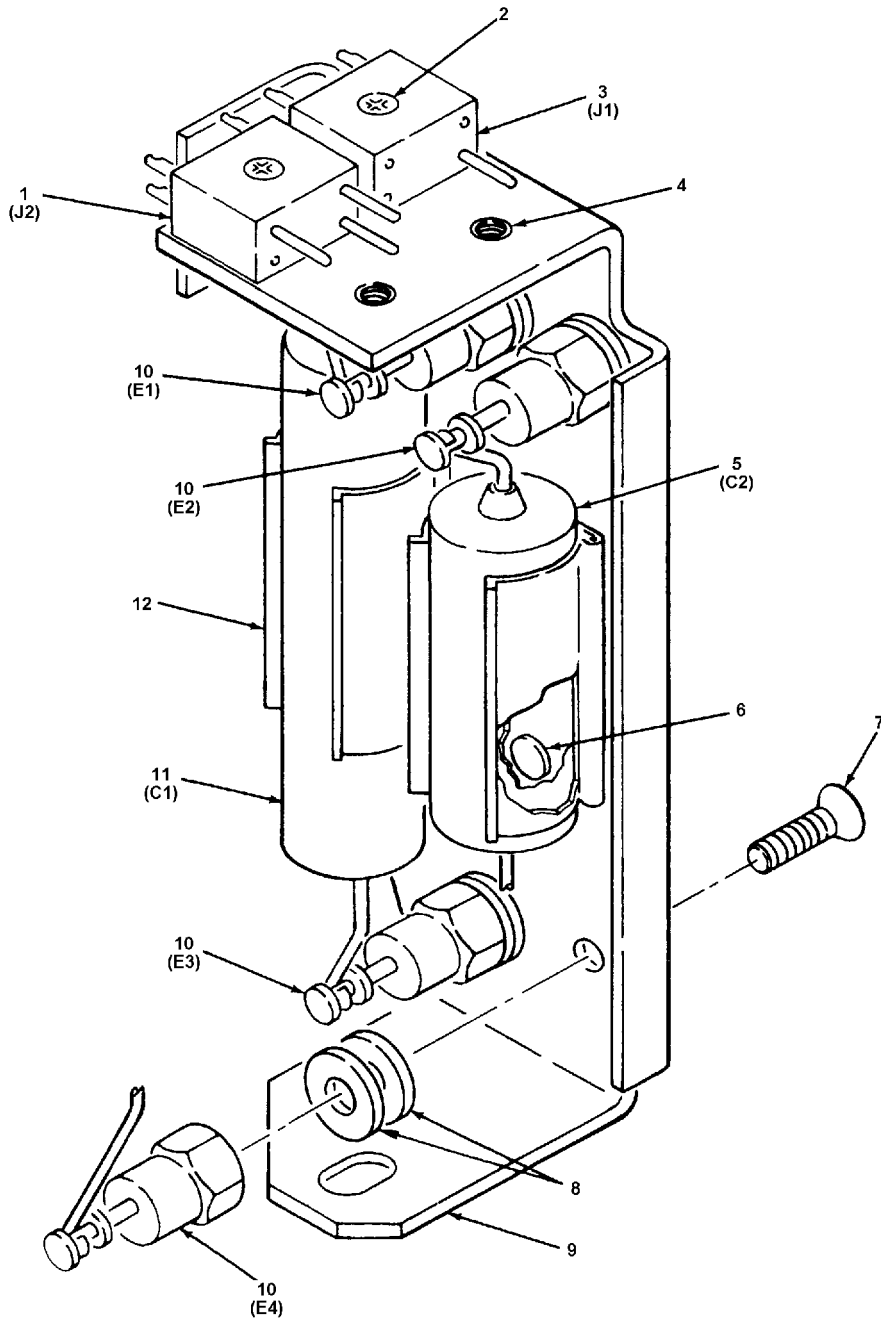


PREFIX ALL REFERENCE
DESIGNATIONS WITH 1A1A39

311-003D

Figure 12. Capacitor Assembly 1A1A39 (13080012-019) (Group 040444)

(1) ITEM NO.	(2) SMR CODE	(3) CAGEC	(4) PART NUMBER	(5) DESCRIPTION AND USABLE ON CODE (UOC)	(6) QTY
				GROUP: 040444 SENSOR-SIGHT TURRET FIG. 12 CAPACITOR ASSEMBLY 13080012-019 (04939)	
1	PAFZZ	81349	M83421/01-5267S	.CAPACITOR, FIXED, METALLIZED	2
2	PAFZZ	81349	M83519/1-2	.SPLICE, CONDUCTOR	2
3	PAFZZ	96906	MS20470AD5-4	.RIVET, SOLID	4
4	PAFZZ	04939	13076972-7	.CLIP, SPRING TENSION.....	2
5	PAFZZ	80205	NAS1149DN432K	.WASHER, FLAT	3
6	PAFZZ	96906	MS35338-97	.WASHER, LOCK	3
7	PAFZZ	80205	NAS671-4	.NUT, PLAIN, HEXAGON	3
8	PAFZZ	04939	13080456-009	.BRACKET, ANGLE	1
9	PAFZZ	96906	MS51959-6	.SCREW, MACHINE	1
10	PAFZZ	81349	M83519/1-3	.SPLICE, CONDUCTOR	1
11	PAFZZ	80063	SM-C-773505-3	.CONNECTOR, RECEPTACLE	1
12	PAFZZ	96906	MS35338-96	.WASHER, LOCK	1
13	PAFZZ	80205	NAS671-2	.NUT, PLAIN, HEXAGON.....	1
14	PAFZZ	04939	13084044	.RELAY, ELECTROMAGNETIC	1
				END OF FIGURE	

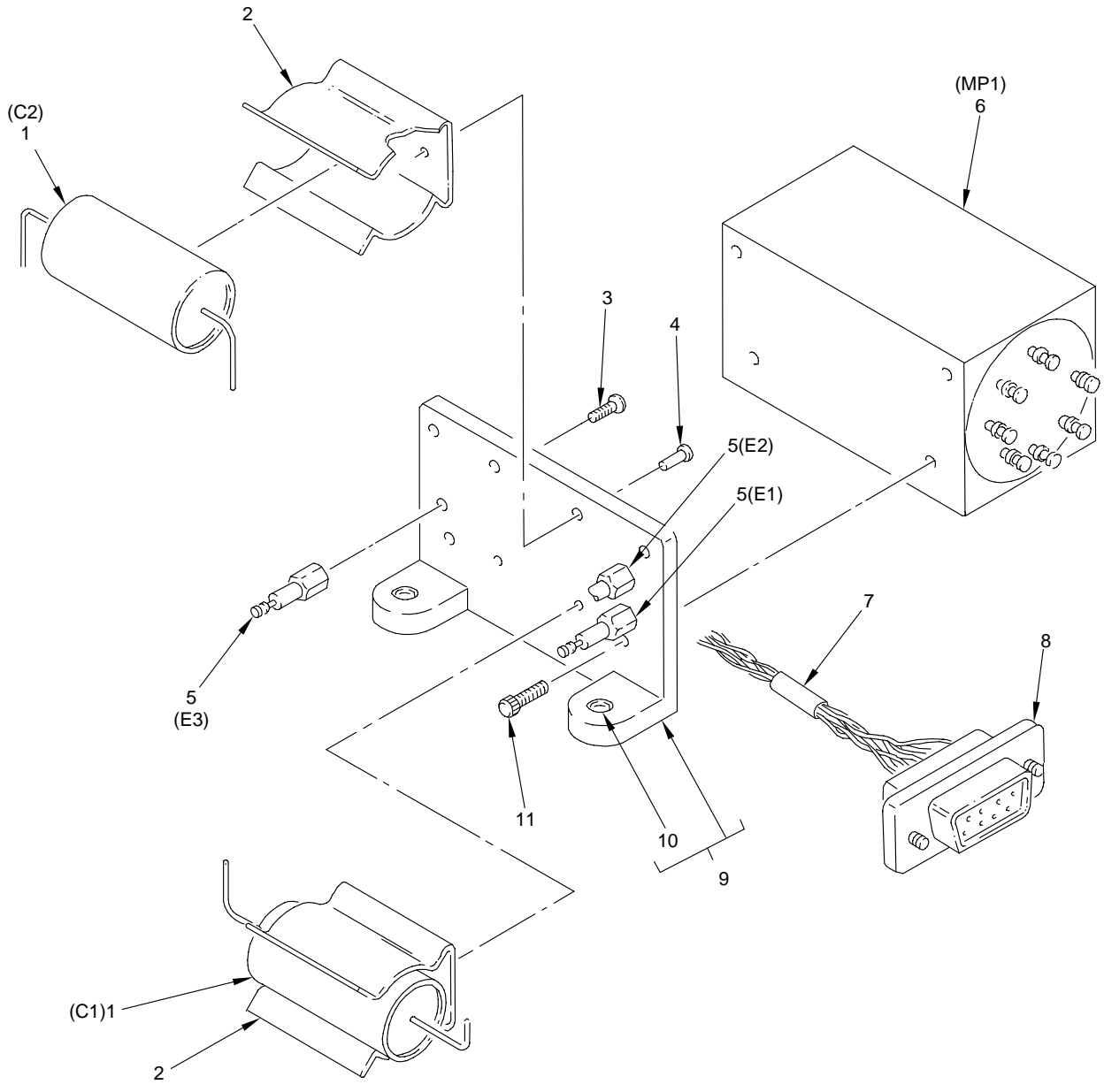


PREFIX ALL REFERENCE DESIGNATIONS
WITH 1A1A41

311-079D

Figure 13. Capacitor Assembly 1A1A41 (13074507) (Group 040452)

(1) ITEM NO.	(2) SMR CODE	(3) CAGEC	(4) PART NUMBER	(5) DESCRIPTION AND USABLE ON CODE (UOC)	(6) QTY
				GROUP: 040452 SENSOR-SIGHT TURRET FIG. 13 CAPACITOR ASSEMBLY 13074507 (04939)	
1	PAFZZ	18876	SM-C-773505-1	.CONNECTOR, RECEPTACLE	1
2	PAFZZ	96906	MS51959-7	.SCREW, MACHINE	2
3	PAFZZ	80063	SM-C-773505-2	.CONNECTOR, RECEPTACLE	1
4	PAFZZ	81349	M45938/3-1CL	.NUT, PLAIN, CLINCH	4
5	PAFZZ	81349	M83421/01-3257S	.CAPACITOR, FIXED, METALLIZED	1
6	PAFZZ	96906	MS20426AD3-4	.RIVET, SOLID	4
7	PAFZZ	96906	MS24693-S24	.SCREW, MACHINE	4
8	PAFZZ	80205	NAS620A6	.WASHER, FLAT	8
9	XDFZZ	04939	13074509	.BRACKET, CAPACITOR	1
10	PAFZZ	81349	M55155/109H02	.TERMINAL, STUD	4
11	PAFZZ	81349	M83421/01-4251S	.CAPACITOR, FIXED, METALLIZED	1
12	PAFZZ	04939	13076972-5	.CLIP, SPRING TENSION.....	2
				END OF FIGURE	



PREFIX ALL REFERENCE DESIGNATIONS WITH 1A1A36.

311-002C

Figure 14. Rate Gyroscope Assembly 1A1A36 (13080052) (Group 040456)

(1) ITEM NO.	(2) SMR CODE	(3) CAGEC	(4) PART NUMBER	(5) DESCRIPTION AND USABLE ON CODE (UOC)	(6) QTY
				GROUP: 040456 SENSOR-SIGHT TURRET FIG. 14 RATE GYROSCOPE ASSEMBLY 13080052 (04939)	
1	PAFZZ	81349	M83421/01-3257S	.CAPACITOR, FIXED, METALLIZED	2
2	PAFZZ	04939	13076972-5	.CLIP, SPRING TENSION	2
3	PAFZZ	96906	MS24693-S1	.SCREW, MACHINE	3
4	PAFZZ	96906	MS20426AD3-5	.RIVET, SOLID	4
5	PAFZZ	81349	SE109D01	.TERMINAL, STUD	3
6	PAFZZ	04939	13084582	.GYROSCOPE, RATE.....	1
7	XDFZZ	04939	13080052-1	.BAND, MARKER.....	1
8	PAFZZ	81349	M83519/1-2	.SPLICE, CONDUCTOR	1
9	PAFZZ	04939	P83513-004-03	.CONNECTOR, PLUG	1
10	PAFZA	04939	P83513-001-02	.CONNECTOR, PLUG	1
11	XDFFF	04939	13080053	.BRACKET ASSEMBLY, GYROSCOPE	1
12	PAFZZ	96906	MS21209C0410	..INSERT, SCREW THREAD	3
13	PAFZZ	80205	NAS1352NO2-4	.SCREW, CAP, SOCKET HEAD	4
				END OF FIGURE	

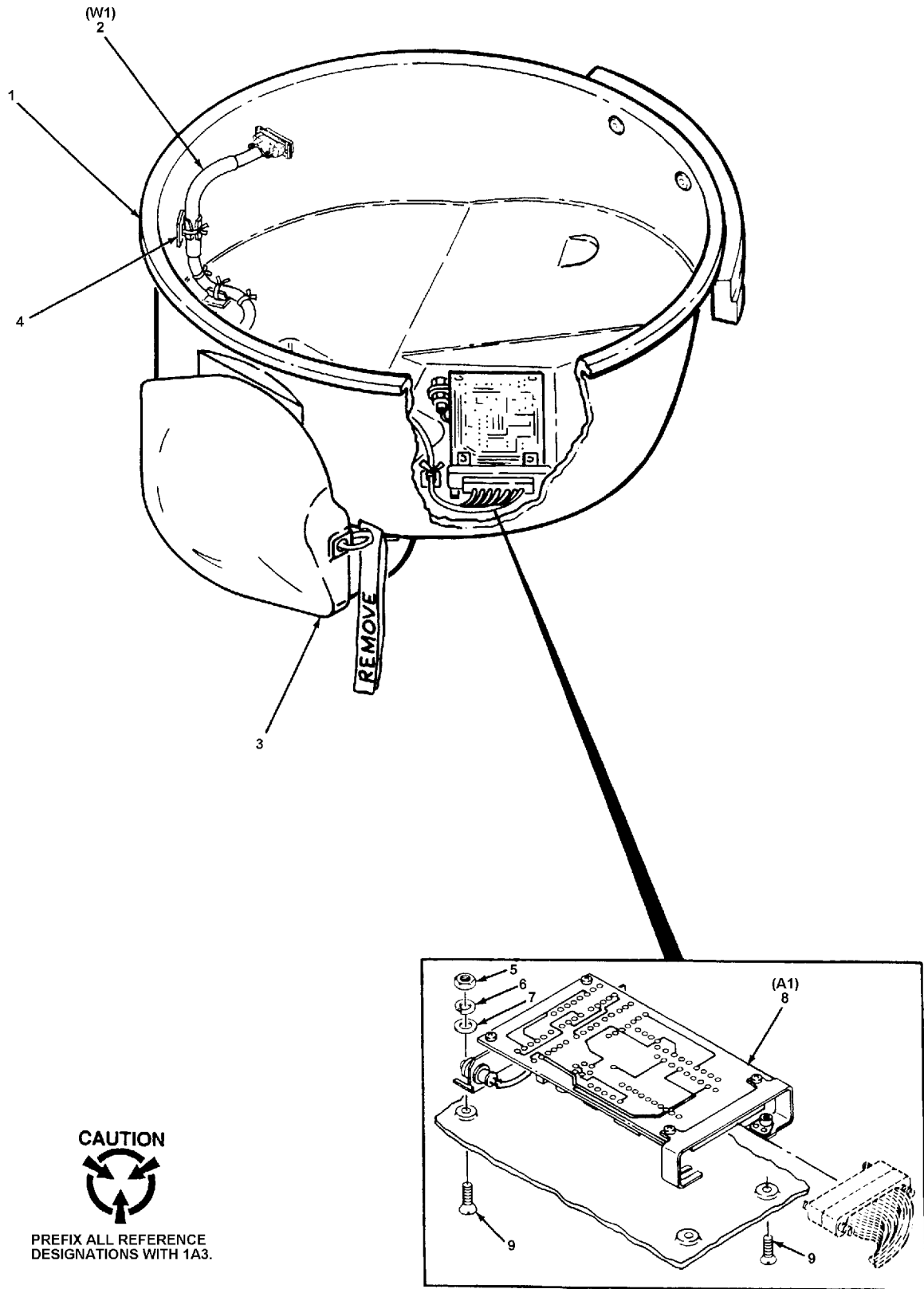
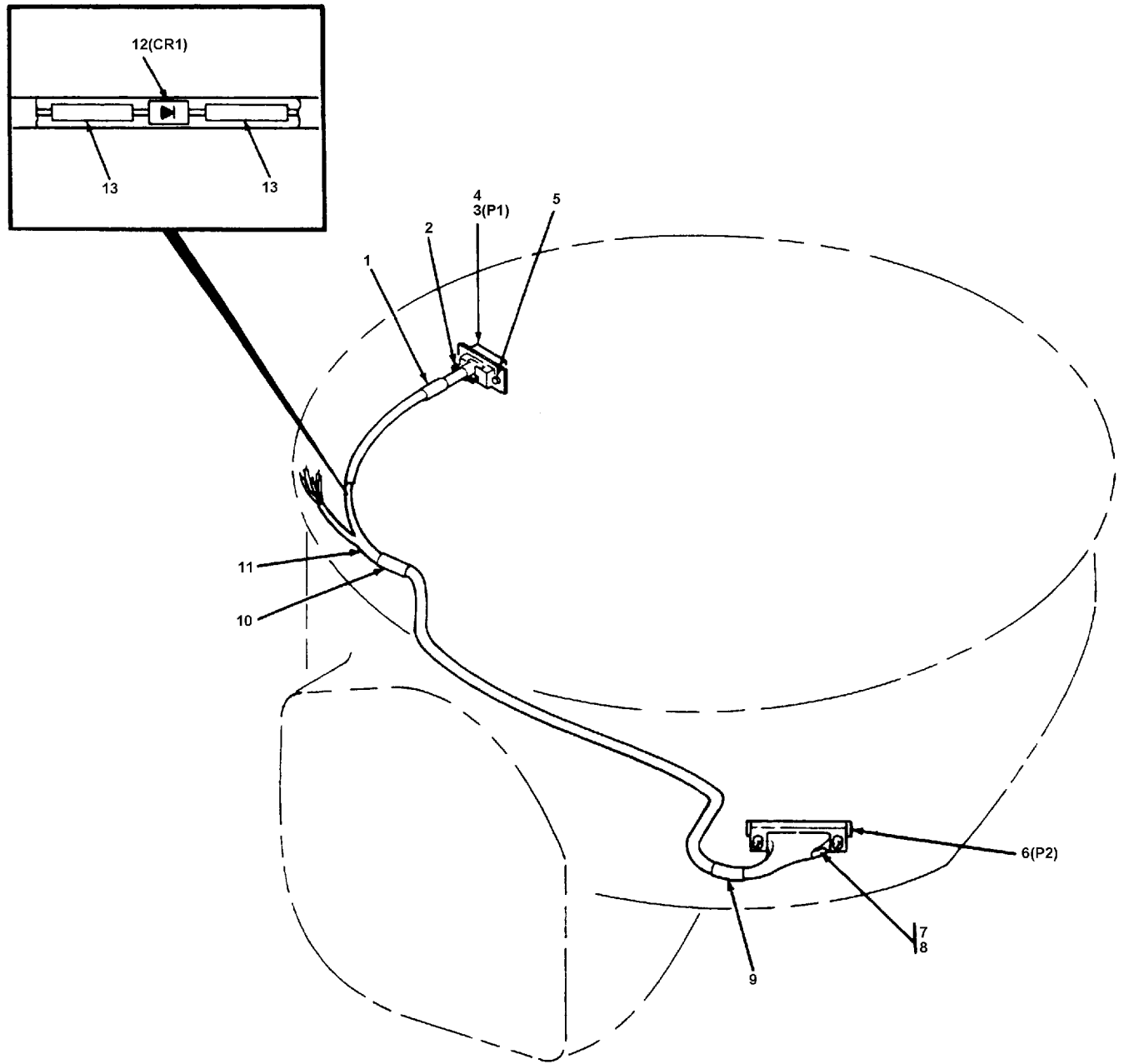


Figure 15. Access Cover Assembly 1A3 (13080400) (Group 0408)

(1) ITEM NO.	(2) SMR CODE	(3) CAGEC	(4) PART NUMBER	(5) DESCRIPTION AND USABLE ON CODE (UOC)	(6) QTY
				GROUP: 0408 SENSOR-SIGHT TURRET FIG. 15 ACCESS COVER ASSEMBLY 13080400 §5§ , -019, & -039 (04939)	
1	XDDDD	04939	13080038	.SHROUD ASSEMBLY (U/O 13080400 & -019)	1
1	XDDDD	04939	13080038-019	.SHROUD ASSEMBLY (U/O 13080400-039).....	1
2	XDFFF	04939	13080369	.WIRING HARNESS ASSEMBLY SEE FIG 16 ASSY BKDN	1
3	PAOOO	04939	13080328	.COVER ASSEMBLY, WINDOW SEE FIG 17 ASSY BKDN	1
4	PAFZZ	4039	13076818	.CUSHION, RUBBER.....	6
5	PAFZZ	80205	NAS671-8	.NUT, PLAIN, HEXAGON.....	3
6	PAFZZ	96906	MS35338-99	.WASHER, LOCK	3
7	PAFZZ	80205	NAS1149FN832P	.WASHER, FLAT	3
8	PAFDD	04939	13080240-019	.CIRCUIT CARD ASSEMBLY, ANTI-ICE (U/O 13080400; ALT FOR 13080400-019 & -039) (ESDS)	1
8	PAFDD	04939	13080240-029	.CIRCUIT CARD ASSEMBLY, ANTI-ICE (U/O 13080400-019 & -039) (ESDS)	1
9	PAFZZ	96906	MS24693-S49	.SCREW, MACHINE	4
END OF FIGURE					



PREFIX ALL REFERENCE DESIGNATIONS WITH 1A3W1.

312-018C

Figure 16. Wiring Harness Assembly 1A3W1 (13080369) (Group 040804)

(1) ITEM NO.	(2) SMR CODE	(3) CAGEC	(4) PART NUMBER	(5) DESCRIPTION AND USABLE ON CODE (UOC)	(6) QTY
				GROUP: 040804 SENSOR-SIGHT TURRET FIG. 16 WIRING HARNESS ASSEMBLY 13080369 (04939)	
1	XDFZZ	04939	13080369-1	.SLEEVE MARKER	1
2	PAFZZ	81349	M24308/21-1	.SHIELD, ELECTRICAL CONNECTOR	1
3	PAFZA	81349	M24308/4-1	.CONNECTOR, PLUG.....	1
4	PAFZZ	81349	M81824/1-2	.SPLICE, ELECTRICAL	2
5	PAFZZ	04939	13084488	.RETAINER, ELECTRICAL	2
6	PAFZZ	81349	M55302/66-36S	.CONNECTOR, PLUG, ELECTRICAL.....	1
7	PAFZZ	18876	11450546-1	.SPLICE, CONDUCTOR	3
8	XDFZZ	18876	11176177-2	.INSULATION SLEEVING	1
9	XDFZZ	04939	13080369-2	.SLEEVE, MARKER	1
10	XDFZZ	04939	13080369-3	.SLEEVE, MARKER	1
11	XDFZZ	80205	NAS1387-2	.SPLICE, CONDUCTOR	1
12	PAFZZ	81349	JANTX1N5552	.SEMICONDUCTOR DEVICE, DIODE.....	1
13	PAFZZ	81349	M83519/1-2	.SPLICE, CONDUCTOR	2
				END OF FIGURE	

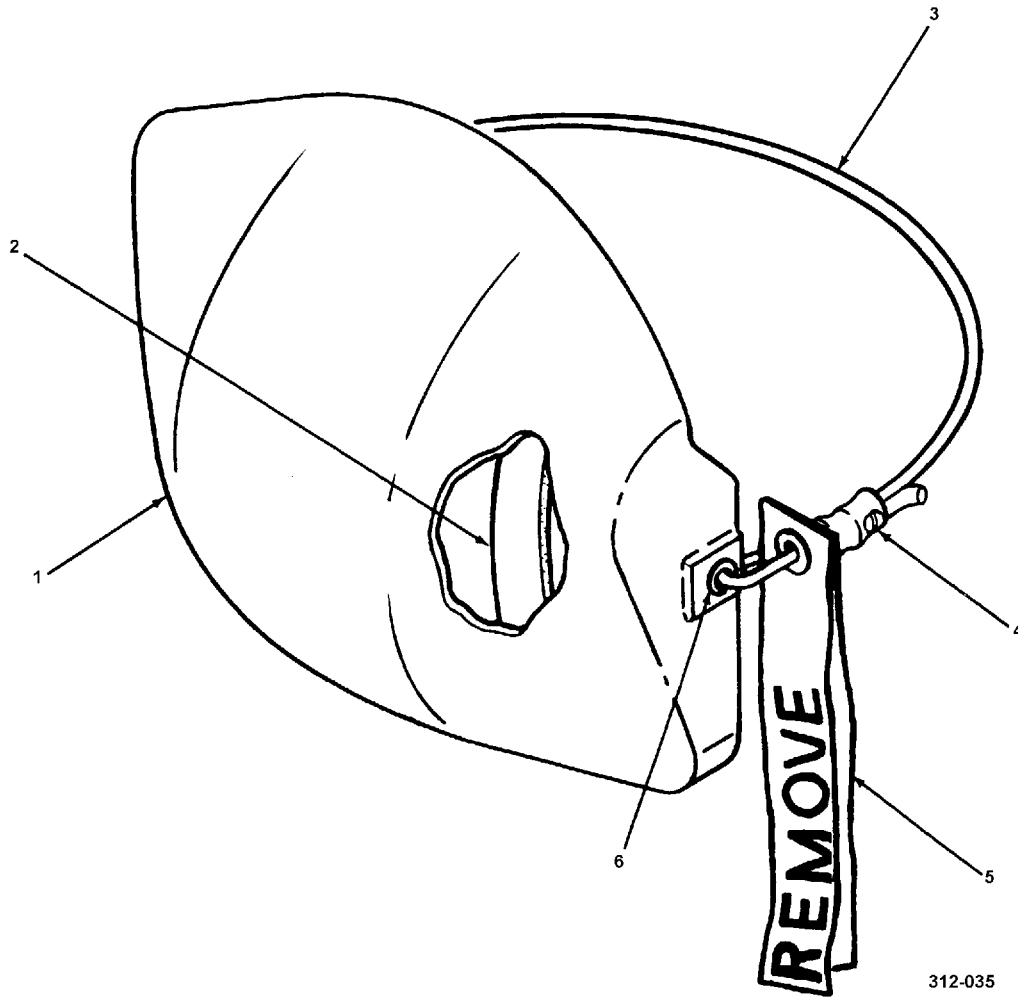
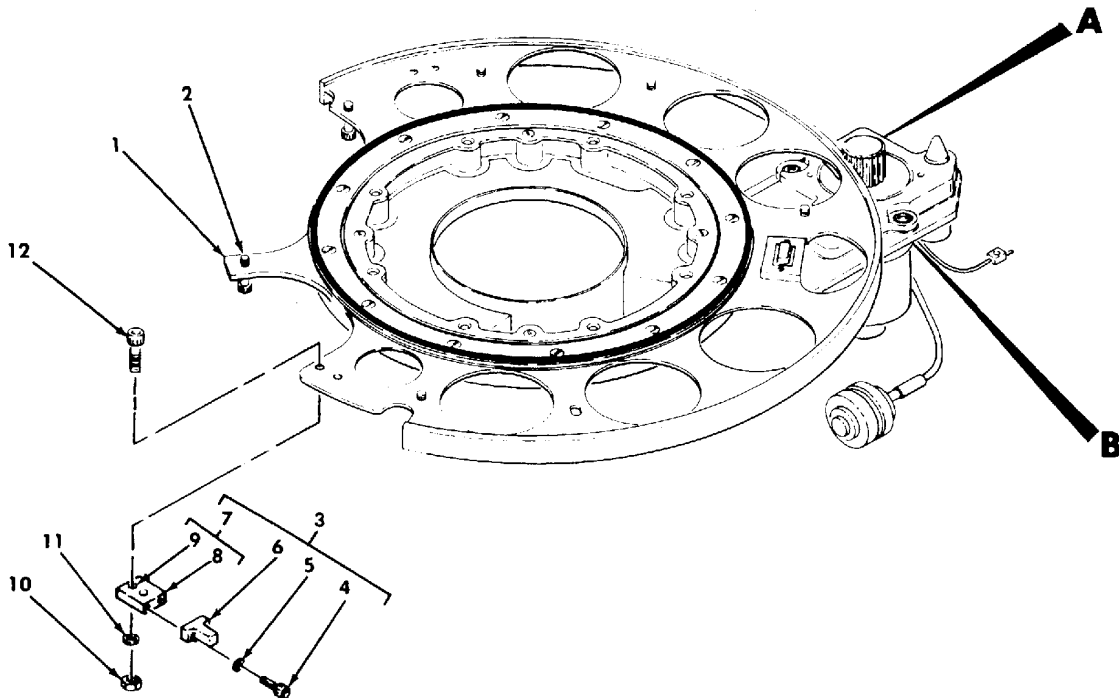
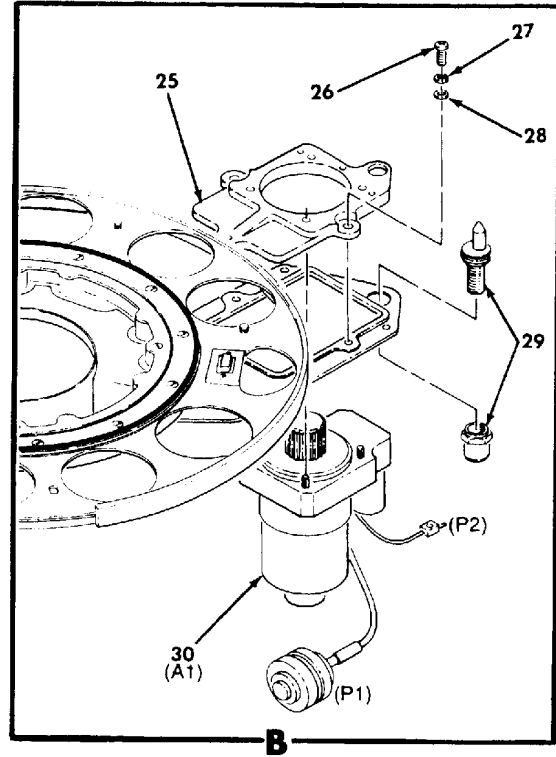
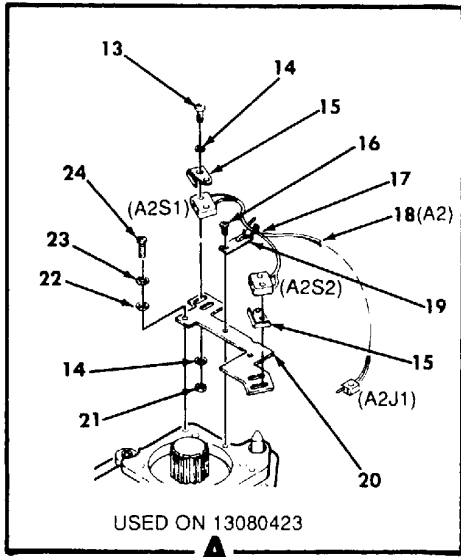


Figure 17. Window Cover Assembly (13080328) (Group 040812)

(1) ITEM NO.	(2) SMR CODE	(3) CAGEC	(4) PART NUMBER	(5) DESCRIPTION AND USABLE ON CODE (UOC)	(6) QTY
				GROUP: 040812 SENSOR-SIGHT TURRET FIG. 17 WINDOW COVER ASSEMBLY 13080328 (04939)	
1	XDOZZ	04939	13080328-2	.COVER, AIRCRAFT GROUND	1
2	PAOZZ	04939	13080328-3	.GASKET	1
3	MDOZZ	81349	TY3, 0.187DIA	.CORD, ELASTIC (MAKE FROM MIL-C-5651, TY3, 0.187)	V
4	MOOZZ	81346	TYPE 302, ANNEALED CF	.WIRE, STEEL, CORROSION RESISTANT (MAKE FROM ASTM-A580TY3CONDA0.032RNDX1LB)	1
5	PAOZZ	80205	NAS1756-12	.STREAMER, WARNING	1
6	PAOZZ	96906	MS20230B10	.GROMMET, METALLIC	2
				END OF FIGURE	



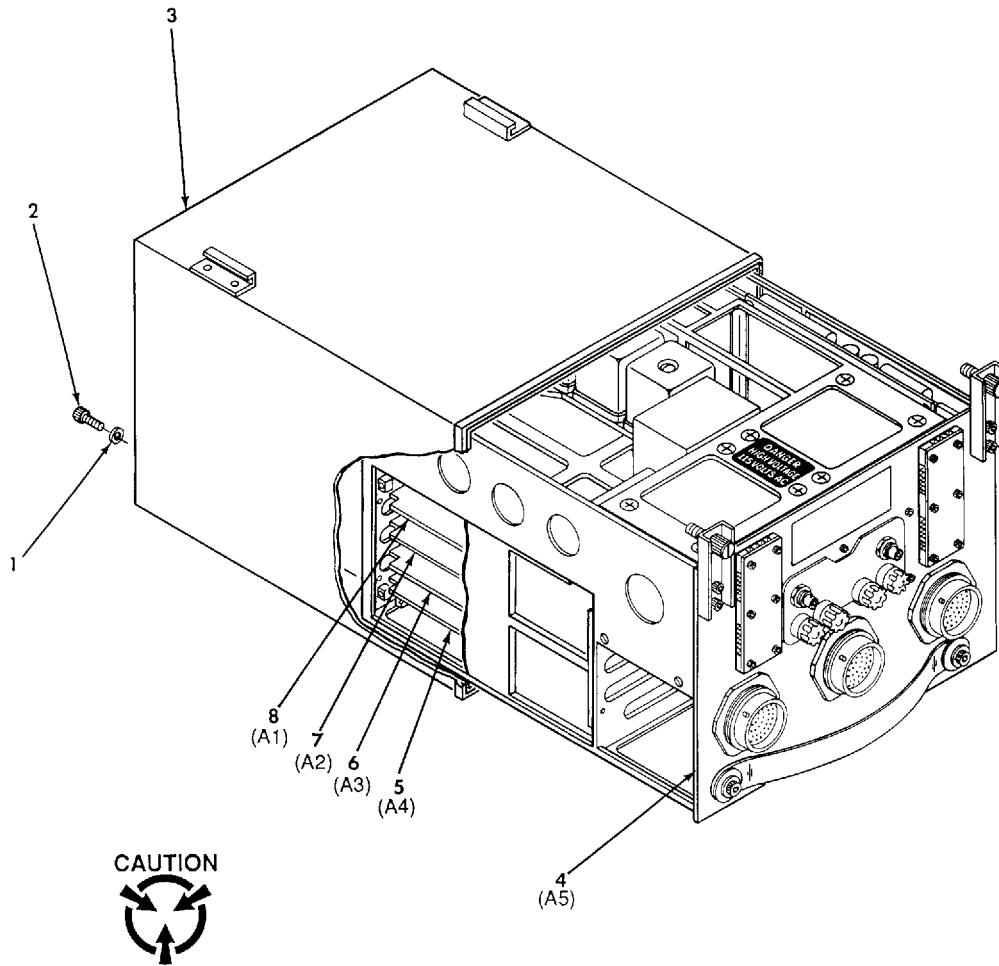
NOTES:

1. PREFIX ALL REFERENCE DESIGNATIONS WITH 1A2.
2. 13080423 MODIFIED TO 13080423-019 WITH THE INCORPORATION OF MWO 1-5855-265-55-2.

320-070

Figure 18. Electro-Mechanical Actuator Assembly 1A2 (13080423 §3§ & -019 §4§) (Group 08)

(1) ITEM NO.	(2) SMR CODE	(3) CAGEC	(4) PART NUMBER	(5) DESCRIPTION AND USABLE ON CODE (UOC)	(6) QTY
				GROUP: 08 ELECTRO-MECHANICAL ACTUATOR FIG. 18 ELECTRO-MECHANICAL ACTUATOR ASSEMBLY 13080423 §3§ & -019 §4§ (04939)	
1	PADZZ	04939	13080172	.GEAR, AZIMUTH	1
1	PADZZ	04939	13080491	.GEAR, AZIMUTH (ALT)	1
2	PAOZZ	04939	13080145	.SCREW, EXTERNALLY RELEASED	2
4	PAFZZ	80205	NAS1352NO2-6	..SCREW, CAP, SOCKET HEAD.....	2
5	PAFZZ	80205	NAS620-2	..WASHER, FLAT	2
6	PAFZZ	04939	13080306	..HUB, BODY.....	1
7	XDFFF	04939	13080305	..BRACKET ASSEMBLY	1
8	PAFZZ	96906	MS21209C0215	..INSERT, SCREW THREAD	2
9	XDFZZ	04939	13080305-1	..BRACKET, LIMIT STOP	1
10	PAFZZ	96906	MS21042-06	.NUT, SELF-LOCKING	4
11	PAFZZ	80205	NAS620-6	.WASHER, FLAT	4
12	PAFZZ	80205	NAS1352-06-8P	.SCREW, CAP, SOCKET HEAD.....	4
13	PAFZZ	80205	NAS1352NO2-8	.SCREW, CAP, SOCKET HEAD (U/O 13080423).....	4
14	PAFZZ	80205	NAS620-2	.WASHER, FLAT (U/O 13080423)	8
15	PAFZZ	04939	13084059	.ADAPTER, SWITCH ACTUATOR (U/O 13080423)	2
16	PAFZZ	96906	MS51959-3	.SCREW, MACHINE (U/O 13080423).....	1
17	PAFZZ	96906	MS3367-4-9	.STRAP, TIEDOWN, ELECTRICAL (U/O 13080423)	1
18	PAFZZ	04939	13080008-019	.SWITCH, SENSITIVE (U/O 13080423).....	1
19	XDFZZ	04939	13084263	.MOUNTING BASE, TIED (U/O 13080423)	1
20	PAFZZ	04939	13080006	.RETAINER, ELECTRICAL (U/O 13080423).....	1
21	PAFZZ	96906	MS21042-02	.NUT, SELF-LOCKING (U/O 13080423)	4
22	PAFZZ	80205	NAS620C2	.WASHER, FLAT (U/O 13080423)	2
23	PAFZZ	96906	MS35338-134	.WASHER, LOCK (U/O 13080423)	2
24	PAFZZ	96906	MS51957-3	.SCREW, MACHINE (U/O 13080423).....	2
25	XDFZZ	04939	13080174	.PLATE, MOTOR MOUNT-MACHINING	1
26	PAFZZ	96906	MS51957-43	.SCREW, MACHINE	3
27	PAFZZ	96906	MS35338-137	.WASHER, LOCK	3
28	PAFZZ	80205	NAS1149CN832R	.WASHER, FLAT	3
29	PAFZZ	04939	13080132	.PIN ASSEMBLY	1
30	PAFDD	04939	13084651	.AZIMUTH DRIVE ASSEMBLY (U/O 13080423)	1
30	PAFDD	04939	13080457	.MOTOR, DIRECT CURRENT (U/O 13080423-019)	1
				END OF FIGURE	



PREFIX ALL REFERENCE DESIGNATIONS WITH 2

340-133C

Figure 19. PNVS Electronic Unit 2 (13080410 §51§, -019 §52§, -029 §51§, -039 §53§ & -049) (Group 12)

(1) ITEM NO.	(2) SMR CODE	(3) CAGEC	(4) PART NUMBER	(5) DESCRIPTION AND USABLE ON CODE (UOC)	(6) QTY
				GROUP: 12 PNVS ELECT UNIT FIG. 19 PNVS ELECTRONIC UNIT 13080410 §51§, -019 §52§, -029 §51§, -039 §53§ & -049 (04939)	
1	PAFZZ	80205	NAS1149FN632P	.WASHER, FLAT	4
2	PAFZZ	80205	NAS1352-06-8P	.SCREW, CAP, SOCKET, HEAD (U/O 13080410 & 13080410-029)	4
2	PAFZZ	80205	NAS1352-06H10P	.SCREW, CAP, SOCKET HEAD (U/O 13080410-019 & -039)	4
2	PAFZZ	80205	NAS1352-06-10P	.SCREW, CAP, SOCKET, HEAD (U/O 13080410-049)	4
3	XDFFF	04939	13080453-009	.COVER ASSEMBLY, ACCESS SEE FIG 22 ASSY BKDN.....	1
3	XDFFF	04939	13080453-019	.COVER ASSEMBLY, ACCESS (ALT) SEE FIG 22 ASSY BKDN	1
4	XDDDD	04939	13080237	.CHASSIS ASSEMBLY SEE FIG 20 ASSY	
				BKDN (ESDS)	1
5	PRFDD	04939	13080118	.CIRCUIT CARD ASSEMBLY, VIDEO PROCESSOR (ALT FOR 13080410)	1
5	PRFDD	04939	13080118-019	.CIRCUIT CARD ASSEMBLY, VIDEO PROCESSOR (U/O 13080410)	1
5	PRFDD	04939	13080118-029	.CIRCUIT CARD ASSEMBLY, VIDEO PROCESSOR (ALT FOR 13080410-029)	1
5	PBFDD	04939	13080118-039	.CIRCUIT CARD ASSEMBLY, VIDEO PROCESSOR (U/O 13080410-029)	1
5	PRFDD	04939	13080416	.CIRCUIT CARD ASSEMBLY, VIDEO PROCESSOR (U/O 13080410-019)	1
5	PRFDD	04939	13080416-019	.CIRCUIT CARD ASSEMBLY, VIDEO PROCESSOR (U/O 13080410-039)	1
5	PRFDD	04939	13080416-029	.CIRCUIT CARD ASSEMBLY, VIDEO PROCESSOR (U/O 13080410-049)	1
6	PRFDD	04939	13080324	.CIRCUIT CARD ASSEMBLY, BITE/CONTROL (ALT FOR 13080410 & -029)	1
6	PRFDD	04939	13080446	.CIRCUIT CARD ASSEMBLY, BITE/CONTROL (ALT)	1
6	PAFDD	04939	13080446-019	.CIRCUIT CARD ASSEMBLY, BITE/CONTROL (U/O 13080410 THRU -029; ALT FOR -039 & -049).....	1
6	PAFDD	04939	13080446-029	.CIRCUIT CARD ASSEMBLY, BITE/CONTROL (U/O 13080410-039 & -049) ...	1
7	PAFDD	04939	13080411	.CIRCUIT CARD ASSEMBLY, INTERFACE	1
8	PAFDA	04939	13080303	.CIRCUIT CARD ASSEMBLY, SERIES/FLIR REGULATOR.....	1
				END OF FIGURE	

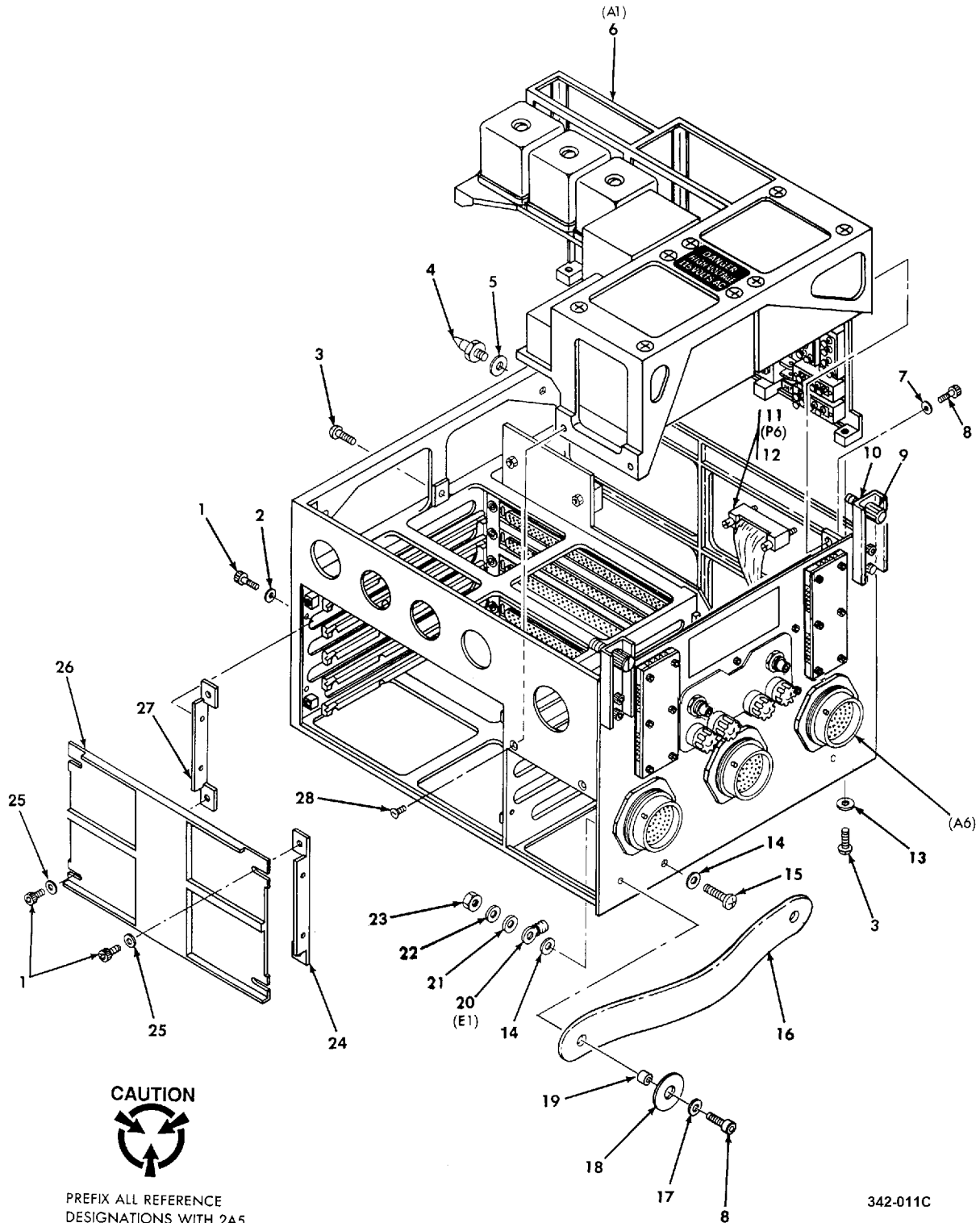
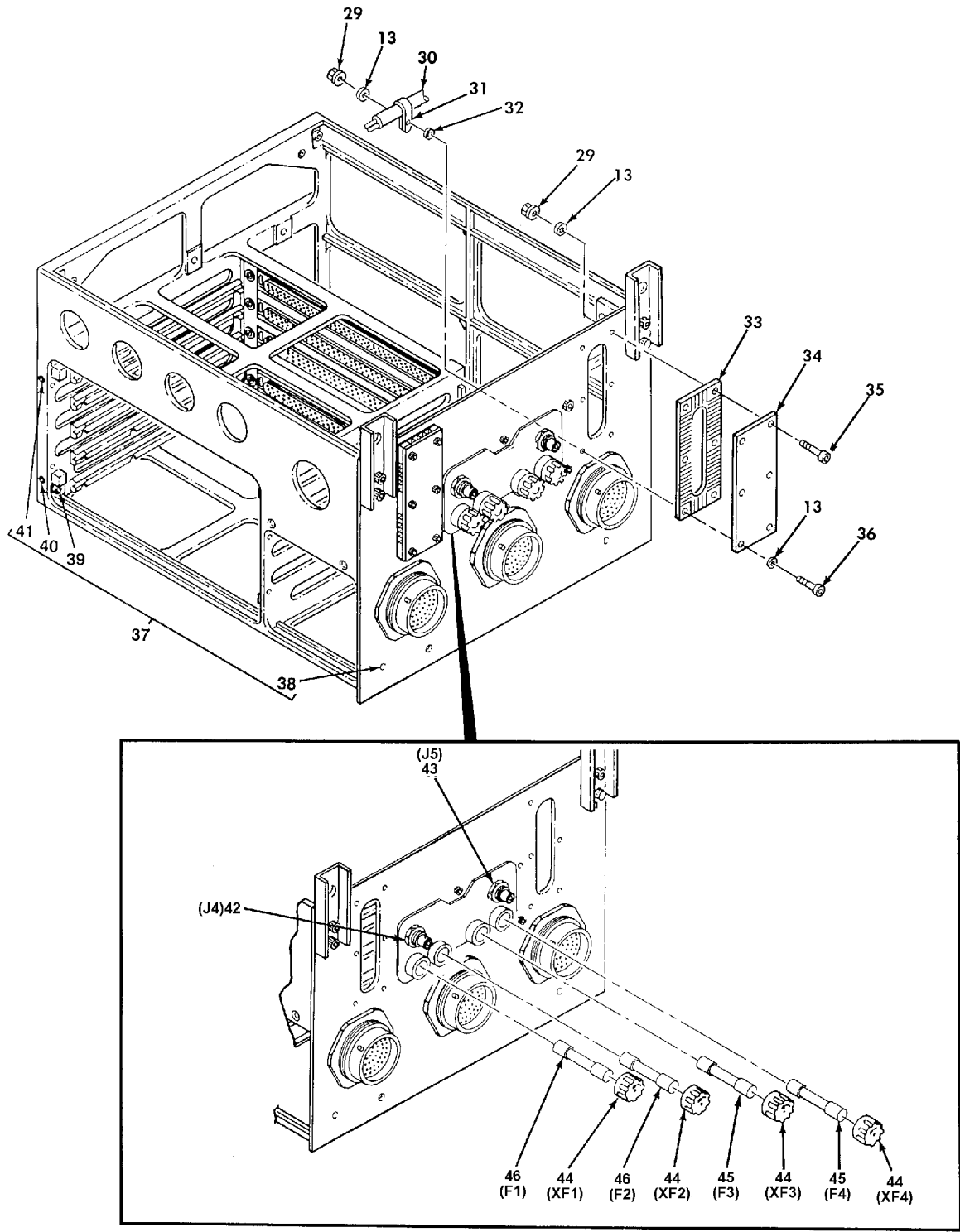


Figure 20. Chassis Assembly 2A5 (13080237) (Group 1204) (Sheet 1 of 2)

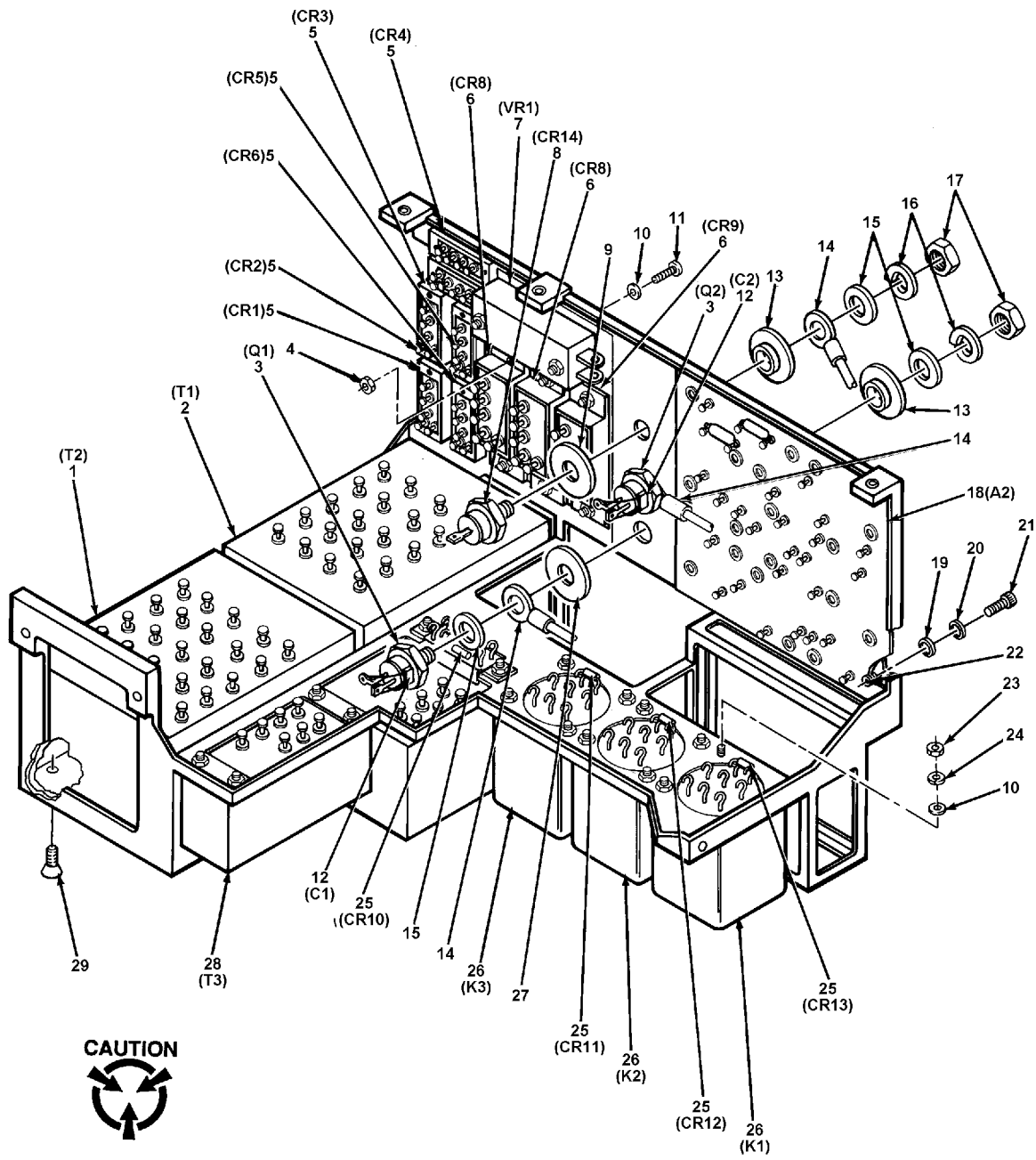
(1) ITEM NO.	(2) SMR CODE	(3) CAGEC	(4) PART NUMBER	(5) DESCRIPTION AND USABLE ON CODE (UOC)	(6) QTY
				GROUP: 1204 PNVS ELECT UNIT FIG. 20 CHASSIS ASSEMBLY 13080237 (04939)	
1	PAFZZ	80205	NAS1352NO2-4	.SCREW, CAP, SOCKET HEAD.....	18
2	PAFZZ	80205	NAS620-2	.WASHER, FLAT	4
3	PAFZZ	80205	NAS1216-04-6	.SCREW, MACHINE	5
4	PAFZZ	04939	13084328	.PIN, SHOULDER, HEADLESS	2
5	PAFZZ	80205	NAS1149F0363P	.WASHER, FLAT	2
6	PAFFF	04939	13080315	.POWER FRAME ASSEMBLY SEE FIG 21 ASSY BKDN	1
7	PAFZZ	80205	NAS1149FN632P	.WASHER, FLAT	5
8	PAFZZ	80205	NAS1352-06-8P	.SCREW, CAP, SOCKET HEAD.....	3
9	PAFZZ	04939	13084150	.RING, RETAINING.....	2
10	PAFZZ	29372	CA18161-0HS	.STUD, TURNLOCK FASTENER.....	2
11	PAFZZ	81349	M55302/62-A24S	.CONNECTOR, PLUG, ELECTRICAL.....	1
12	PAFZZ	81349	M83519/1-2	.SPLICE, CONDUCTOR.....	4
13	PAFZZ	80205	NAS620-4L	.WASHER,	30
14	PAFZZ	80205	NAS1149D0363J	.WASHER, FLAT	2
15	PAFZZ	96906	MS35207-264	.SCREW, MACHINE	1
16	PAFZZ	04939	13074524	.HANDLE	1
17	PAFZZ	80205	NAS1149FN616P	.WASHER, FLAT	2
18	PAFZZ	04939	13084312	.WASHER, FLAT	2
19	PAFZZ	80205	NAS43DD1-12N	.SPACER, SLEEVE	2
20	PAFZZ	96906	MS25036-103	.LUG, TERMINAL	1
21	PAFZZ	80205	NAS1149F0332P	.WASHER, FLAT	1
22	PAFZZ	96906	MS35338-100	.WASHER, LOCK	1
23	PAFZZ	96906	MS21042-3	.NUT, SELF-LOCKING	1
24	XDFZZ	04939	13080176	.SUPPORT CARD ASSEMBLY	1
25	PAFZZ	80205	NAS1149FN316P	.WASHER, FLAT	4
26	XDFZZ	04939	13080186	.SUPPORT PLATE ASSEMBLY	1
27	XDFZZ	04939	13080171	.SUPPORT CARD ASSEMBLY	1
28	PAFZZ	80205	NAS1219-06-10	.SCREW, MACHINE.....	2



342-012F

Figure 20. Chassis Assembly 2A5 (13080237) (Group 1204) (Sheet 2 of 2)

(1) ITEM NO.	(2) SMR CODE	(3) CAGEC	(4) PART NUMBER	(5) DESCRIPTION AND USABLE ON CODE (UOC)	(6) QTY
29	PAFZZ	96906	MS21042-04	.NUT, SELF- LOCKING	12
30	PAFZZ	04939	13076854	.SPLICE, CONDUCTOR	2
31	PAFZZ	96906	MS21919WDG4	.CLAMP, LOOP	1
32	PAFZZ	80205	NAS1149FN432P	.WASHER, FLAT	3
33	XDFZZ	04939	13075700	.AIR FLOW ADAPTER	2
34	XDFZZ	04939	13075699	.COVER, ACCESS	2
35	PAFZZ	80205	NAS1352-04-8P	.SCREW, CAP, SOCKET HEAD.....	11
36	PAFZZ	80205	NAS1352-04-12P	.SCREW, CAP, SOCKET HEAD.....	1
37	XDDDD	04939	13080058	.HOUSING, ELECTRONIC	1
38	PAFZZ	96906	MS21209C0615	..INSERT, SCREW THREAD.....	.6
39	PAFZZ	04939	13084023-8	..NUT, SELF-LOCKING	4
40	PAFZZ	96906	MS21209C0215	..INSERT, SCREW THREAD.....	4
41	PAFZZ	96906	MS21209F1-10	..INSERT, SCREW THREAD.....	2
42	PAFZA	04939	13084234	.CONNECTOR, RECEPTACLE.....	1
43	XDFZA	04939	13084235	.CONNECTOR, RECEPTACLE.....	1
44	PAFZZ	81349	FHN20G	.FUSEHOLDER, EXTRACTOR.....	4
45	PAOZZ	81349	F02A250V5A	.FUSE, CARTRIDGE	2
46	PAOZZ	81349	F02B250V2A	.FUSE, CARTRIDGE	2
END OF FIGURE					



CAUTION
PREFIX ALL REFERENCE
DESIGNATIONS WITH 2A5A1

343-004B

Figure 21. Power Frame Assembly 2A5A1 (13080315) (Group 120408) (Sheet 1 of 2)

(1) ITEM NO.	(2) SMR CODE	(3) CAGEC	(4) PART NUMBER	(5) DESCRIPTION AND USABLE ON CODE (UOC)	(6) QTY
				GROUP: 120408 PNVS ELECT UNIT FIG. 21 POWER FRAME ASSEMBLY 13080315 (04939)	
1	PAFZZ	04939	13084327	.TRANSFORMER, POWER.....	1
2	PAFZZ	04939	13084025	.TRANSFORMER, POWER.....	1
3	PAFZZ	04939	13076904	.SEMICONDUCTOR DEVICE, THYRISTER.....	2
4	PAFZZ	96906	MS21042-06	.NUT, SELF-LOCKING	8
5	PAFZZ	04939	13084207-2	.RECTIFIER, SEMICONDUCTOR.....	6
6	PAFZZ	81349	JANTXM19500/483-01	.RECTIFIER, SEMICONDUCTOR	3
7	PAFZZ	04939	13084075	.SEMICONDUCTOR DEVICE, DIODE	1
8	PAFZZ	81349	JANTX1N1186	.SEMICONDUCTOR DEVICE, DIODE	1
9	PAFZZ	18876	11450664-1	.INSULATOR, WASHER	1
10	PAFZZ	80205	NAS620-6	.WASHER, FLAT.....	26
11	PAFZZ	80205	NAS1352-06-8P	.SCREW, CAP, SOCKET HEAD.....	6
12	PAFZZ	81349	M39014/02-1350V	.CAPACITOR, FIXED, CERAMIC	2
13	PAFZZ	18876	10630021-11	.INSULATOR, BUSHING	3
14	PAFZZ	96906	MS25036-150	.LUG, TERMINAL.....	3
15	PAFZZ	80205	NAS1149C0432R	.WASHER, FLAT.....	5
16	PAFZZ	96906	MS35338-139	.WASHER, LOCK	3
17	PAFZZ	96906	MS25082-C4	.NUT, PLAIN, HEXAGON.....	3
18	PAFZZ	04939	13080342	.CIRCUIT CARD ASSEMBLY, VOLTAGE REGULATOR ...	1
19	PAFZZ	80205	NAS620-2	.WASHER, FLAT.....	3
20	PAFZZ	96906	MS35338-96	.WASHER, LOCK	6
21	PAFZZ	80205	NAS1352N02-6	.SCREW, CAP, SOCKET HEAD	7
22	PAFZZ	04939	13080228	.INSULATOR, PLATE.....	1
23	PAFZZ	80205	NAS671-6	.NUT, PLAIN, HEXAGON.....	16
24	PAFZZ	96906	MS35338-136	.WASHER, LOCK	16
25	PAFZZ	81349	JANTX1N5618	.SEMICONDUCTOR DEVICE, DIODE	4
26	PAFZZ	96906	MS27418-1B	.RELAY, ELECTROMAGNETIC	3
27	PAFZZ	81349	M49486/01-078P	.INSULATOR, WASHER	2
28	PAFZZ	04939	13084326	.TRANSFORMER, POWER.....	1
29	PAFZZ	96906	MS24693-S270	.SCREW, MACHINE	8

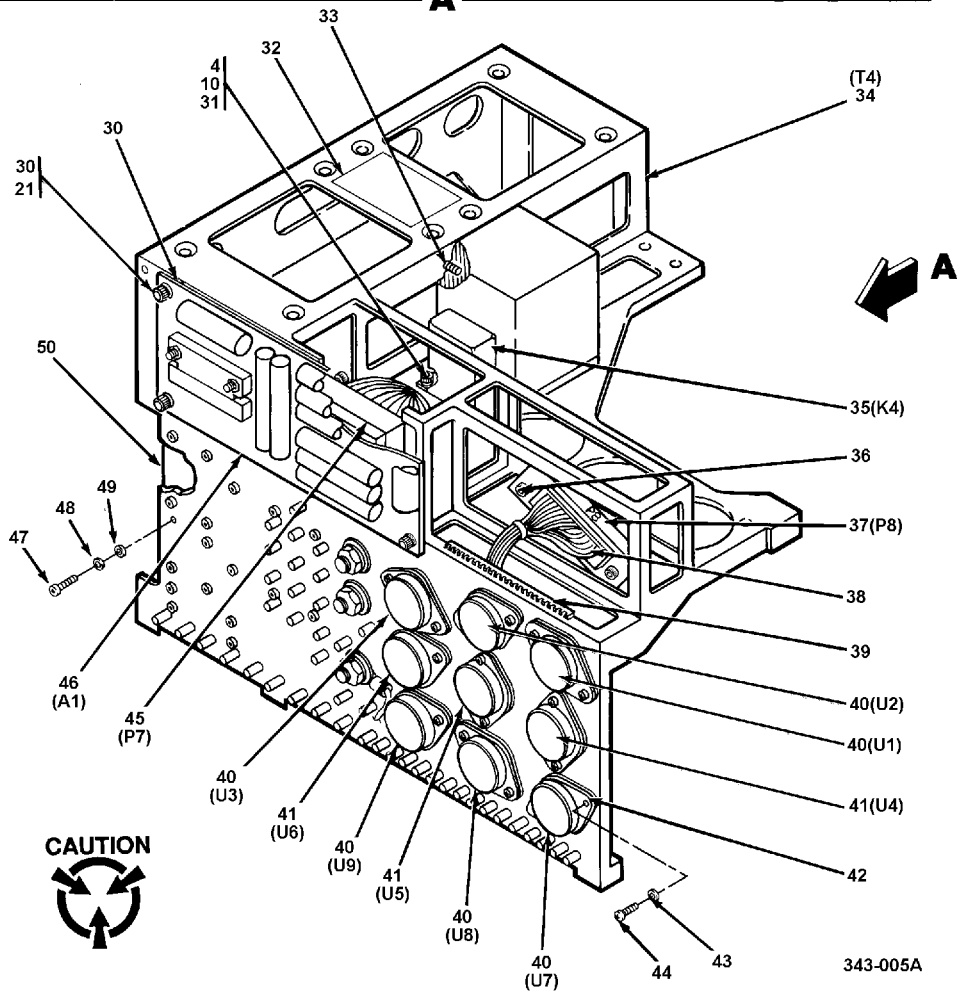
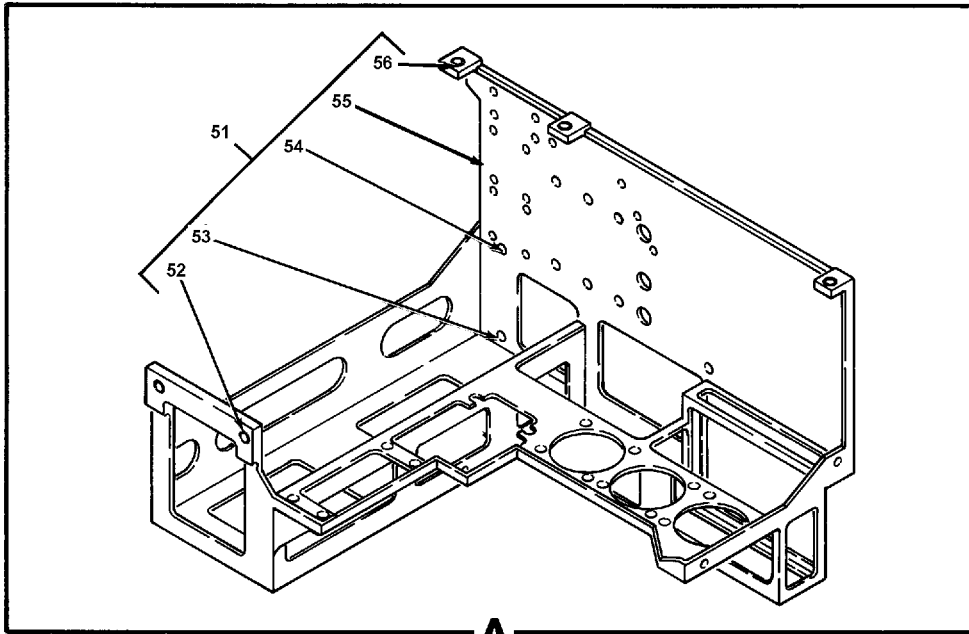
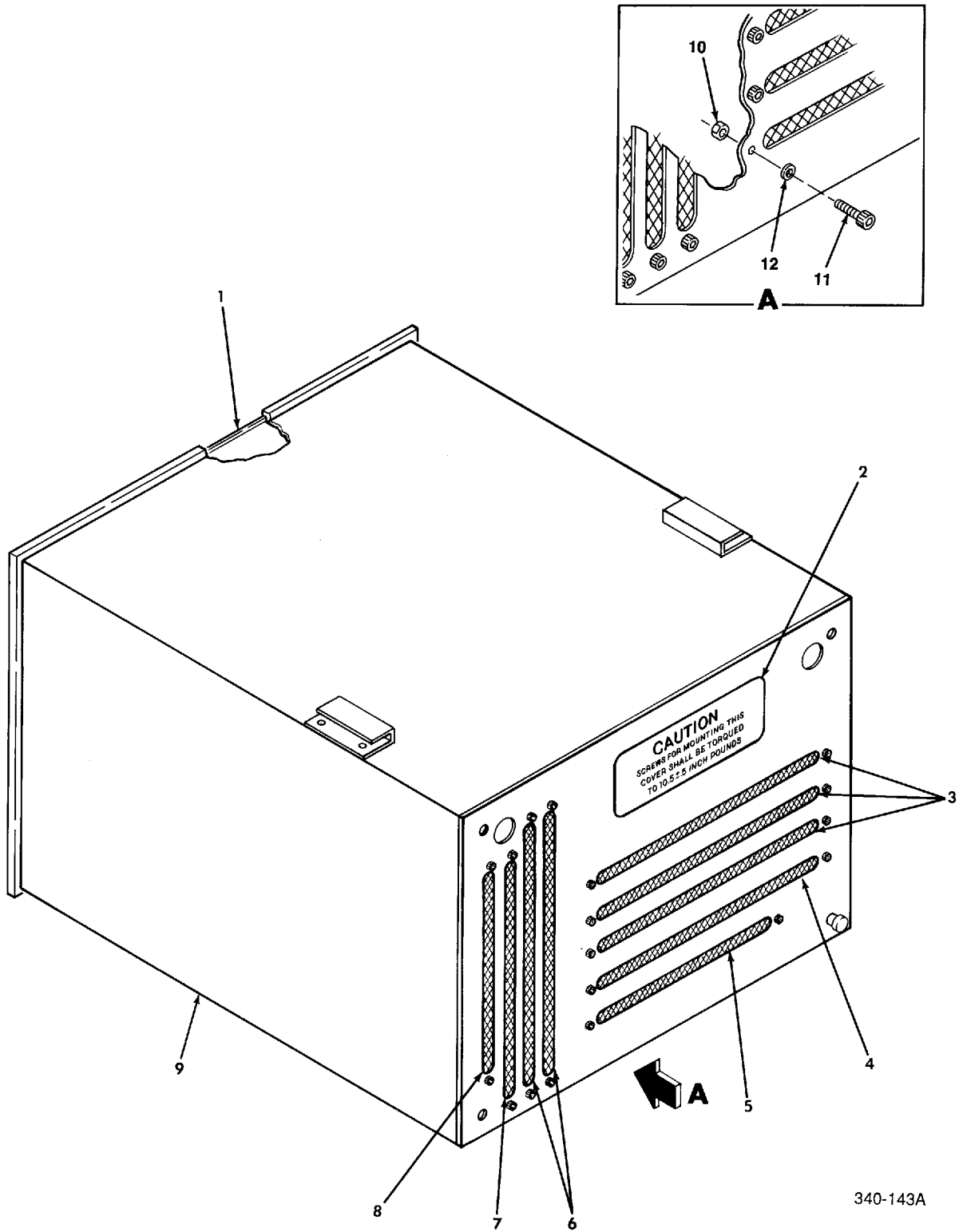


Figure 21. Power Frame Assembly 2A5A1 (13080315) (Group 120408) (Sheet 2 of 2)

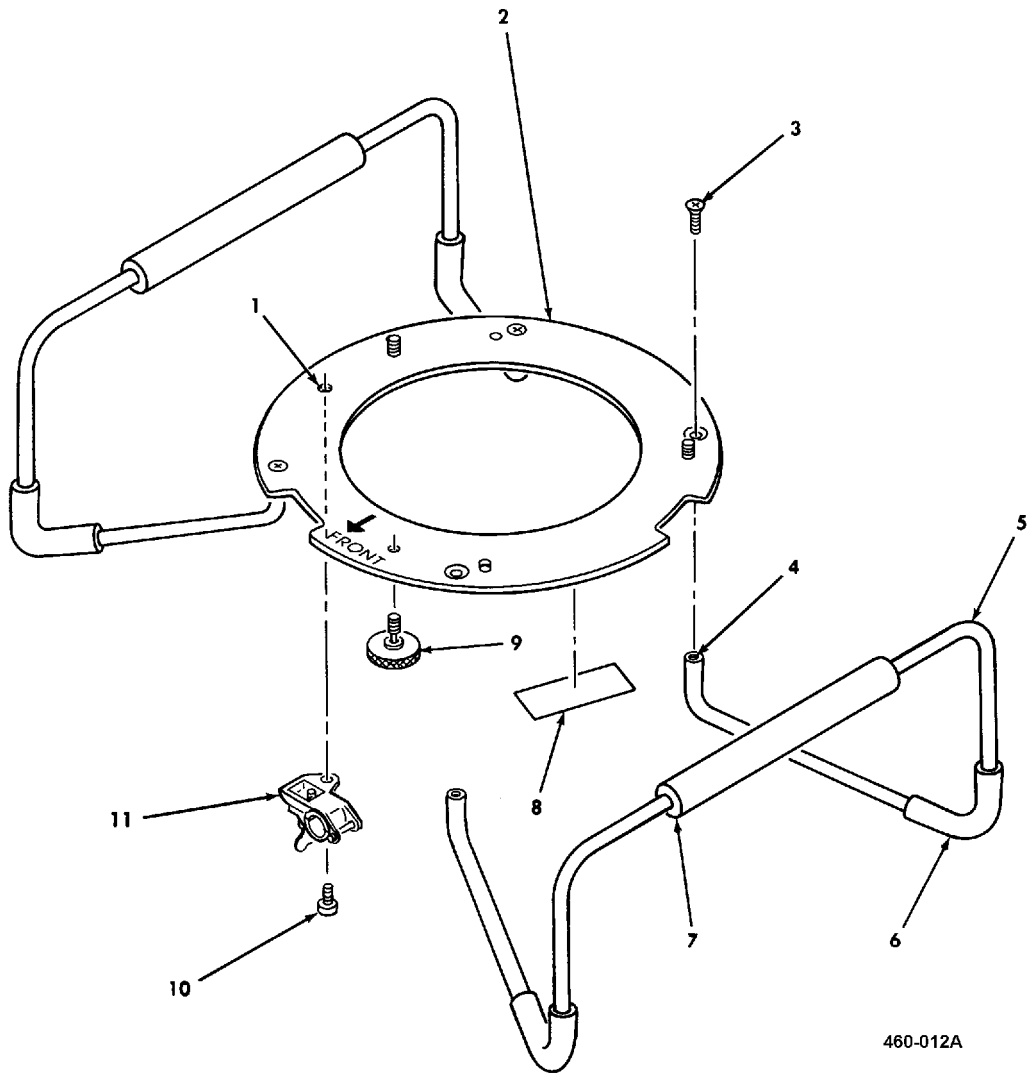
(1) ITEM NO.	(2) SMR CODE	(3) CAGEC	(4) PART NUMBER	(5) DESCRIPTION AND USABLE ON CODE (UOC)	(6) QTY
30	PAFZZ	80205	NAS549G3	.INSULATOR, WASHER	8
31	PAFZZ	80205	NAS1352-06-6P	.SCREW, CAP, SOCKET HEAD	2
32	XDFZZ	04939	13075322	.DECAL	1
33	PAFZZ	96906	MS24693-S24	.SCREW, MACHINE	2
34	PAFZZ	04939	13084325	.TRANSFORMER, POWER	1
35	PAFZZ	81349	M5757/23-002	.RELAY, ELECTROMAGNETIC.....	1
36	PAFZZ	04939	13084220	.JACKSCREW, ELECTRICAL	2
37	PAFZZ	04939	13084210-13	.CONNECTOR, PLUG, ELECTRICAL	1
38	PAFZZ	81349	M83519/1-3	.SPLICE, CONDUCTOR	2
38	PAFZZ	81349	M83519/1-2	.SPLICE, CONDUCTOR.....	4
39	PAFZZ	96906	MS21266-2N	.GROMMET, NONMETALLIC	2
40	PAFZZ	14933	5962-8767501XX	.MICROCIRCUIT, LINEAR	(ESDS) 6
40	PAFZZ	81349	M38510/11705BYA	.MICROCIRCUIT, LINEAR (ALT).....	(ESDS) 6
41	PAFZA	81349	M38510/11704BYC	.MICROCIRCUIT, LINEAR.....	(ESDS) 3
41	PAFZA	81349	M38510/11704BYA	.MICROCIRCUIT, LINEAR (ALT)	(ESDS) 3
42	PAFZZ	55717	13043023-1	.HEATSINK, INSULATOR	9
43	PAFZZ	96906	MS35333-71	.WASHER, LOCK	18
44	PAFZZ	96906	MS35206-230	.SCREW, MACHINE	18
45	PAFZA	81349	M28748/1-D00S1A	.CONNECTOR, PLUG, ELECTRICAL	1
46	PRFZZ	04939	13080364	.CIRCUIT CARD ASSEMBLY, POWER INTERCONNECT (ALT)	1
46	PAFZZ	04939	3080379	.CIRCUIT CARD ASSEMBLY, POWER INTERCONNECT	1
47	PAFZZ	80205	NAS1352-04-6P	.SCREW, CAP, SOCKET HEAD.....	14
48	PAFZZ	96906	MS35338-135	.WASHER, LOCK	14
49	PAFZZ	80205	NAS620-4	.WASHER, FLAT.....	14
50	XDFZZ	04939	13080251	.INSULATOR, PLATE	1
51	XDFFF	04939	13080054	.FRAME, ASSEMBLY ELECTRONIC	1
52	PAFZZ	04939	13084023-10	..NUT, SELF-LOCKING	2
53	PAFZZ	96906	MS21209C0620	..INSERT, SCREW THREAD	1
54	PAFZZ	96906	MS21209C0210	..INSERT, SCREW THREAD	4
55	XAFZZ	04939	13080054-1	..FRAME, MACHINING	1
56	PAFZZ	96906	MS21209C0415	..INSERT, SCREW THREAD	5
END OF FIGURE					



340-143A

Figure 22. Access Cover Assembly (13080453-009 & -019) (Group 1224)

(1) ITEM NO.	(2) SMR CODE	(3) CAGEC	(4) PART NUMBER	(5) DESCRIPTION AND USABLE ON CODE (UOC)	(6) QTY
				GROUP: 1224 PNVS ELECT UNIT FIG. 22 ACCESS COVER ASSEMBLY 13080453-009 & -019 (04939)	
1	PAFZZ	81349	M83528/003A001	.GASKET MATERIAL, RFI UOC:PNV	V
2	XDFZZ	04939	13074696	.DECAL UOC:PNV	1
3	XDFZZ	04939	13080116-3	.FLOW ADAPTER, AIR UOC:PNV	3
4	XDFZZ	04939	13080116-1	.FLOW ADAPTER, AIR UOC:PNV	1
5	XDFZZ	04939	13080119-1	.FLOW ADAPTER, AIR UOC:PNV	1
6	XDFZZ	04939	13080116-2	.FLOW ADAPTER, AIR UOC:PNV	2
7	XDFZZ	04939	13080117-1	.FLOW ADAPTER, AIR UOC:PNV	1
8	XDFZZ	04939	13080120-1	.FLOW ADAPTER, AIR UOC:PNV	1
9	XDFZZ	04939	13080125	.COVER, POWER SUPPLY (U/O 13080453-019) UOC:PNV	1
9	XDFZZ	04939	13080422	.COVER, POWER SUPPLY (U/O 13080453-009) UOC:PNV	1
10	PAFZZ	96906	MS21042-02	.NUT, SELF-LOCKING UOC:PNV	18
11	PAFZZ	80205	NAS1352NO2-4	.SCREW, CAP, SOCKET HEAD UOC:PNV	18
12	PAFZZ	80205	NAS620-2	.WASHER, FLAT UOC:PNV	18
				END OF FIGURE	



460-012A

Figure 23. Holding Fixture Assembly (13083230)(Group 9004)

(1) ITEM NO.	(2) SMR CODE	(3) CAGEC	(4) PART NUMBER	(5) DESCRIPTION AND USABLE ON CODE (UOC)	(6) QTY
				GROUP:9004 SPECIAL TOOLS (REPAIR PARTS) FIG. 23 HOLDING FIXTURE ASSEMBLY 13083230 (04939)	
1	PAFZZ	96906	MS21209F1-15	.INSERT, SCREW THREAD..... UOC:E13	1
2	XDFZZ	04939	13083230-1	.BASE UOC:E13	1
3	PAFZZ	96906	S24693-S96	.SCREW, FLUSH HEAD UOC:E13	4
4	PAFZZ	96906	MS21209F4-15	.INSERT, SCREW THREAD UOC:E13	2
5	XDFZZ	04939	13083230-3	.HANDLE, SUPPORT UOC:E13	2
6	XDFZZ	61501	R-3603, .50ID, .125THK	.TYGON VACUUM TUBING UOC:E13	V
7	XDFZZ	61501	R-3603, .50ID, .312THK	.TYGON VACUUM TUBING UOC:E13	V
8	XDFZZ	27796	66F3-2	.PLATE, IDENTIFICATION UOC:E13	1
9	PAFZZ	04939	13083230-2	.CAPTIVE KNOB..... UOC:E13	3
10	PAFZZ	96906	MS35207-261	.SCREW, MACHINE..... UOC:E13	1
11	PAFZZ	71286	7C27-12BA	.CLAMP, QUICK OPERATING UOC:E13	1
11	PAFZZ	71286	7C27-11BA	.CLAMP, QUICK OPERATING (ALT) UOC:E13	1
				END OF FIGURE	

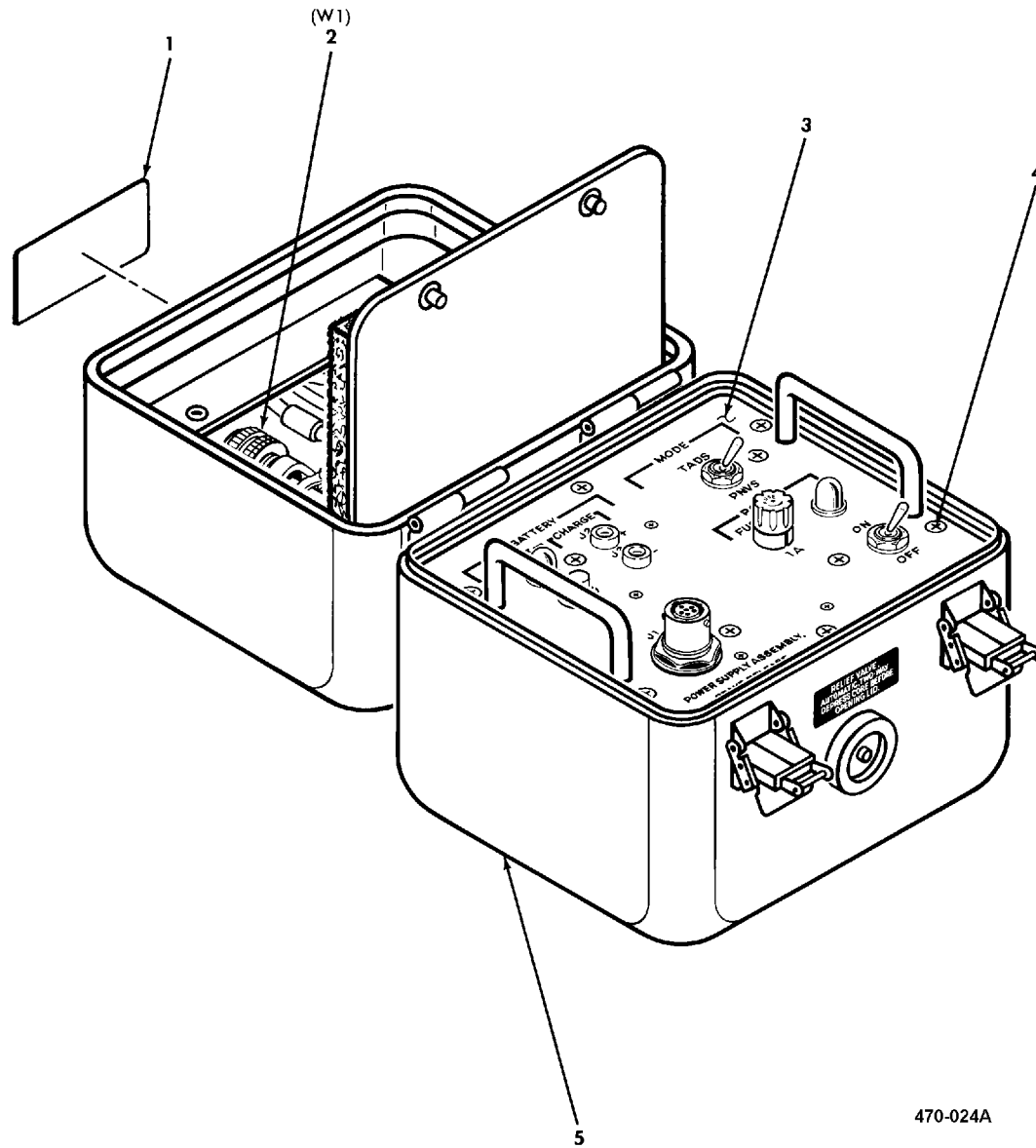


Figure 24. Brake Release Power Adapter Assembly (13083229) (Group 9008)

470-024A

(1) ITEM NO.	(2) SMR CODE	(3) CAGEC	(4) PART NUMBER	(5) DESCRIPTION AND USABLE ON CODE (UOC)	(6) QTY
				GROUP: 9008 SPECIAL TOOLS (REPAIR PARTS) FIG. 24 BRAKE RELEASE POWER ADAPTER ASSEMBLY 13083229 (04939)	
1	XDFZZ	27796	66F3-4	.PLATE, IDENTIFICATION UOC:EL9	1
1	XDFZZ	27796	66F3-2	.PLATE, IDENTIFICATION (ALT) UOC:EL9	1
2	PAOFF	04939	13231424	.CABLE ASSEMBLY, SPECIAL PURPOSE SEE FIG 26 ASSY BKDN UOC:EL9	1
3	XDFFF	04939	13231423	.PANEL ASSEMBLY, CONTROL SEE FIG 25 ASSY BKDN UOC:EL9	1
4	PAOZZ	96906	MS24693-S273	.SCREW, MACHINE..... UOC:EL9	6
5	XDFFF	04939	13083951	.CASE, CONTROL PANEL..... UOC:EL9	1
				END OF FIGURE	

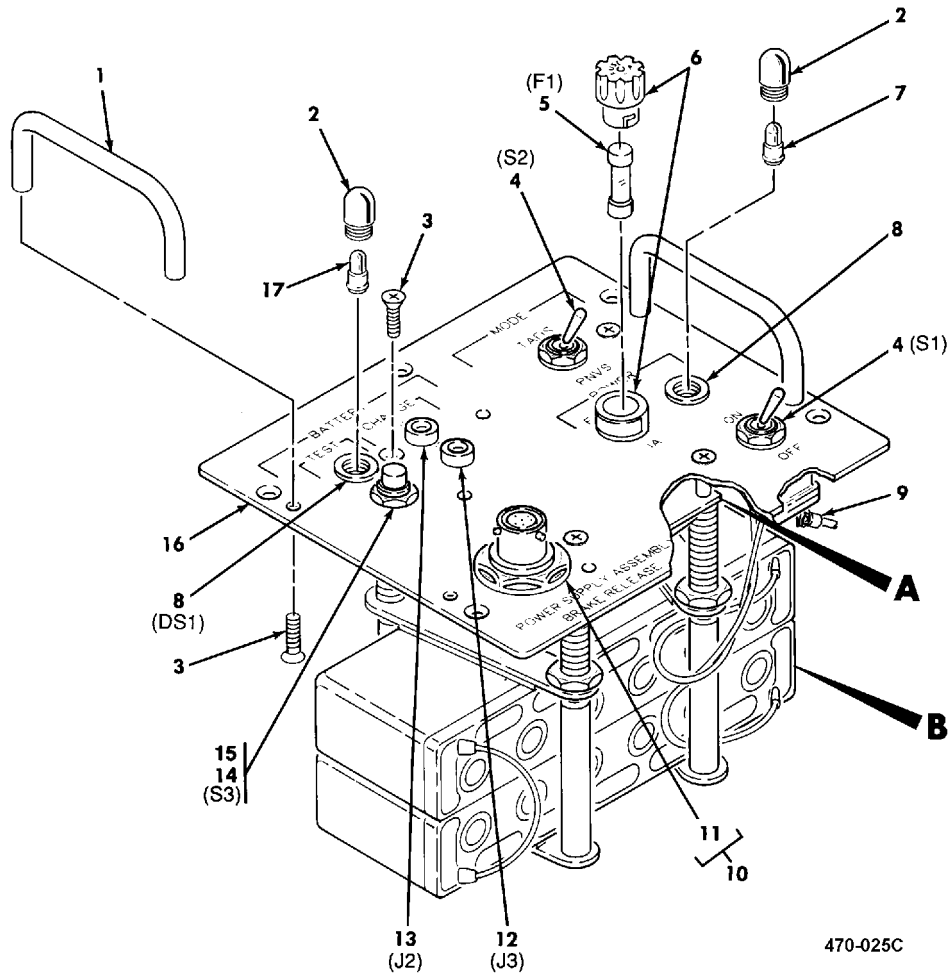
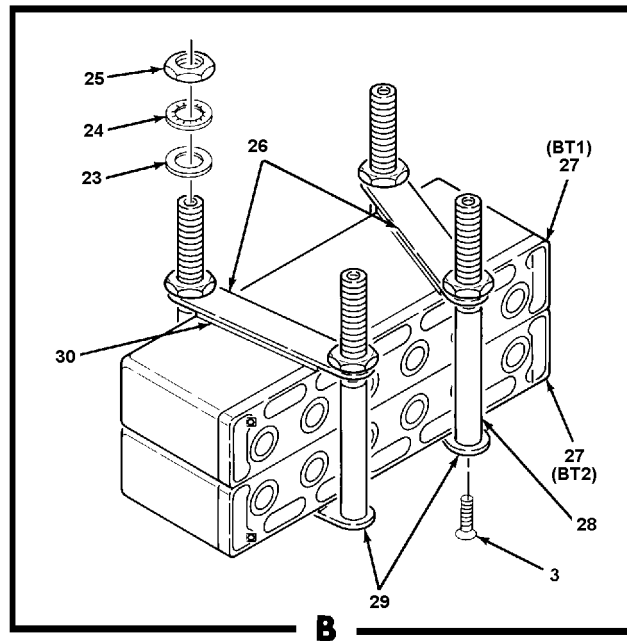
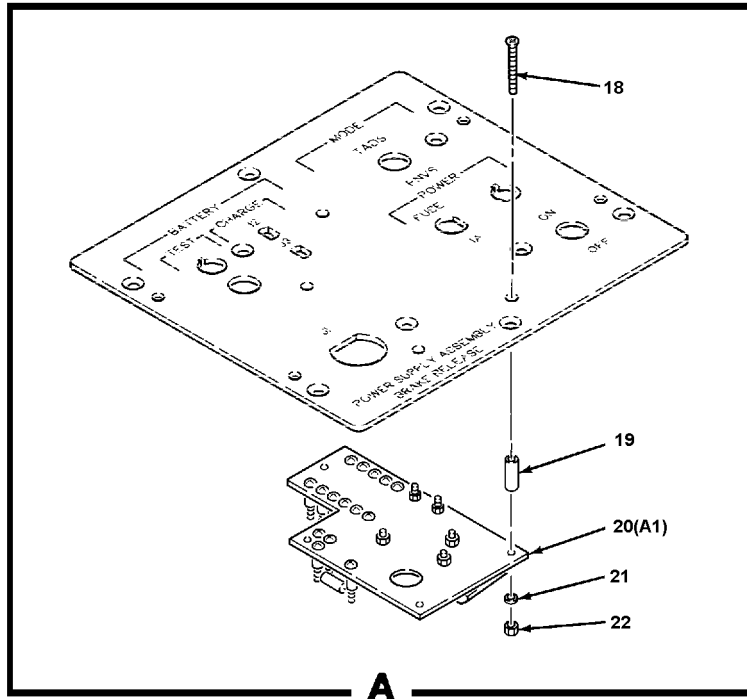


Figure 25. Control Panel Assembly (13231423)(Group 900804) (Sheet 1 of 2)

(1) ITEM NO.	(2) SMR CODE	(3) CAGEC	(4) PART NUMBER	(5) DESCRIPTION AND USABLE ON CODE (UOC)	(6) QTY
				GROUP: 900804 SPECIAL TOOLS (REPAIR PARTS) FIG. 25 CONTROL PANEL ASSEMBLY 13231423 (04939)	
1	PAOZZ	96906	MS39087-5	.HANDLE, BOW UOC:EL9	2
2	PAOZZ	81349	LC12GN2	.LENS, GREEN UOC:EL9	2
3	PAFZZ	96906	MS24693-S272	.SCREW, FLUSH HEAD, 100 DEGREE UOC:EL9	12
4	PAFZZ	96906	MS24524-23	.SWITCH, TOGGLE UOC:EL9	2
5	PAOZZ	81349	F02A250V1A	.FUSE, CARTRIDGE UOC:EL9	1
6	PAFZZ	81349	FHN20G	.FUSEHOLDER, EXTRACTOR POST TYPE UOC:EL9	1
7	PAOZZ	96906	MS25237-327	.LAMP, INCANDESCENT..... UOC:EL9	1
8	PAFZZ	81349	LH73/1	.LAMPHOLDER, INDICATOR LIGHT..... UOC:EL9	2
9	PAFZZ	96906	MS25036-145	.TERMINAL, LUG..... UOC:EL9	.11
10	PAFZZ	96906	MS27468T11B98S	.CONNECTOR, RECEPTACLE..... UOC:EL9	1
11	PAFZZ	81349	M39029/56-351	..CONTACT, ELECTRICAL UOC:EL9	6
12	PAFZZ	74970	108-0903-001	.JACK, BANANA, BLACK..... UOC:EL9	1
13	PAFZZ	74970	108-0902-001	.JACK, BANANA, RED..... UOC:EL9	1
14	PAFZZ	81349	M8805/23-001	.SWITCH, PUSHBUTTON..... UOC:EL9	1
15	PAFZZ	81349	M83519/1-1	.SPLICE, CONDUCTOR UOC:EL9	11
16	XAFZZ	04939	13231426	.PANEL, CONTROL UOC:EL9	1
17	PAOZZ	96906	MS25237-328	.LAMP, INCANDESCENT..... UOC:EL9	1



470-033A

Figure 25. Control Panel Assembly (13231423) (Group 900804) (Sheet 2 of 2)

(1) ITEM NO.	(2) SMR CODE	(3) CAGEC	(4) PART NUMBER	(5) DESCRIPTION AND USABLE ON CODE (UOC)	(6) QTY
18	PAFZZ	96906	MS24693-S10	.SCREW, MACHINE UOC:EL9	4
19	PAFZZ	80205	NAS43DD0-32N	.SPACER UOC:EL9	4
20	PAFZZ	04939	13231425	.ELECTRONIC COMPONENT ASSEMBLY UOC:EL9	1
21	PAFZZ	80205	NAS620-4	.WASHER, FLAT UOC:EL9	4
22	PAFZZ	96906	MS21042-04	.NUT, SELF LOCKING UOC:EL9	4
23	PAFZZ	80205	NAS1149F0616P	.WASHER, FLAT UOC:EL9	4
24	PAFZZ	96906	MS35333-42	.WASHER, FLAT UOC:EL9	4
25	PAFZZ	80205	NAS1423-6	.NUT, PLAIN HEX JAM UOC:EL9	4
26	PAFZZ	04939	13231427-2	.STRAP, BATTERY UOC:EL9	2
27	PAFZA	56309	PS-1220	.BATTERY, RECHARGEABLE UOC:EL9	2
27	PAFZA	0W4C3	WP2.3-12	.BATTERY, RECHARGEABLE (ALT) UOC:EL9	2
28	PAFZZ	04939	13231428	.STUD, SUPPORT UOC:EL9	4
29	PAFZZ	04939	13231427-1	.STRAP, BATTERY UOC:EL9	2
30	PAFZZ	04939	13231429	.PAD, BATTERY STRAP UOC:EL9	4
END OF FIGURE					

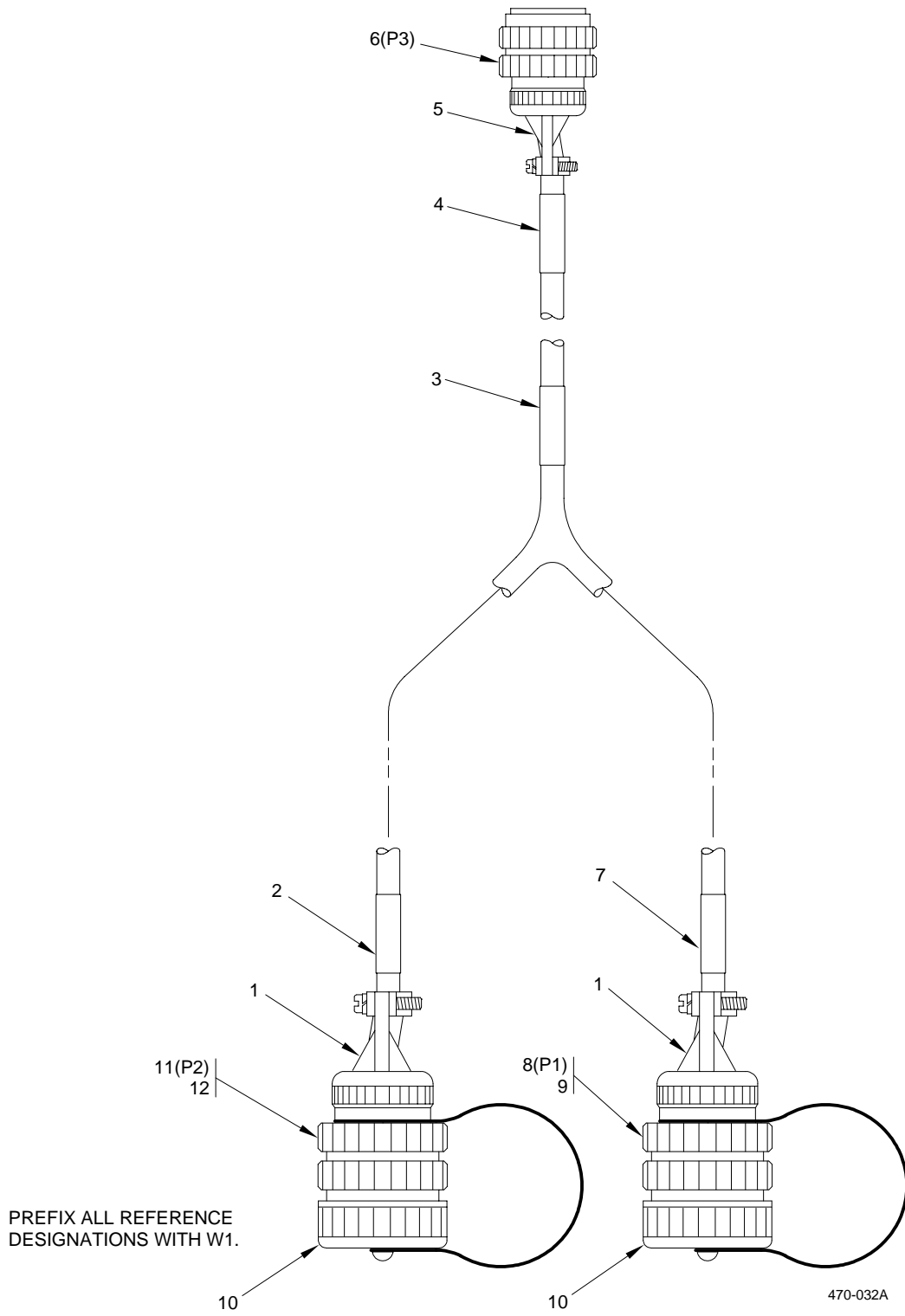


Figure 26. Special Purpose Cable Assembly W1 (13231424) (Group 900808)

(1) ITEM NO.	(2) SMR CODE	(3) CAGEC	(4) PART NUMBER	(5) DESCRIPTION AND USABLE ON CODE (UOC)	(6) QTY
				GROUP: 900808 SPECIAL TOOLS (REPAIR PARTS) FIG. 26 SPECIAL PURPOSE CABLE ASSEMBLY 13231424 (04939)	
1	PAFZZ	96906	MS27506B22-2	.CLAMP, CABLE, ELECTRICAL..... UOC:EL9	2
2	XDFZZ	04939	13231424-2	.SLEEVE, MARKER CABLE UOC:EL9	1
3	XDFZZ	04939	13231424-4	.SLEEVE, MARKER CABLE UOC:EL9	1
4	XDFZZ	04939	13231424-3	.SLEEVE, MARKER CABLE UOC:EL9	1
5	PAFZZ	96906	MS27506B10-2	.ADAPTER, ELECTRICAL UOC:EL9	1
6	PAFZZ	96906	MS27467T11B98P	.CONNECTOR, RECEPTACLE, ELECTRICAL UOC:EL9	1
7	XDFZZ	04939	13231424-1	.SLEEVE, MARKER CABLE UOC:EL9	1
8	PAFFF	96906	MS27467T23B35SA	.CONNECTOR, PLUG, ELECTRICAL UOC:EL9	1
9	PAFZZ	81349	M39029/56-348	..CONTACT, ELECTRICAL..... UOC:EL9	100
10	PAFZZ	96906	MS27501B23CL	.COVER, PROTECTIVE..... UOC:EL9	2
10	PAFZZ	96906	MS27501B23CM	.COVER, PROTECTIVE (ALT)..... UOC:EL9	2
11	PAFFF	96906	MS27467T23B53S	.CONNECTOR, PLUG, ELECTRICAL UOC:EL9	1
12	PAFZZ	81349	M39029/56-351	..CONTACT, ELECTRICAL UOC:EL9	53
				END OF FIGURE	

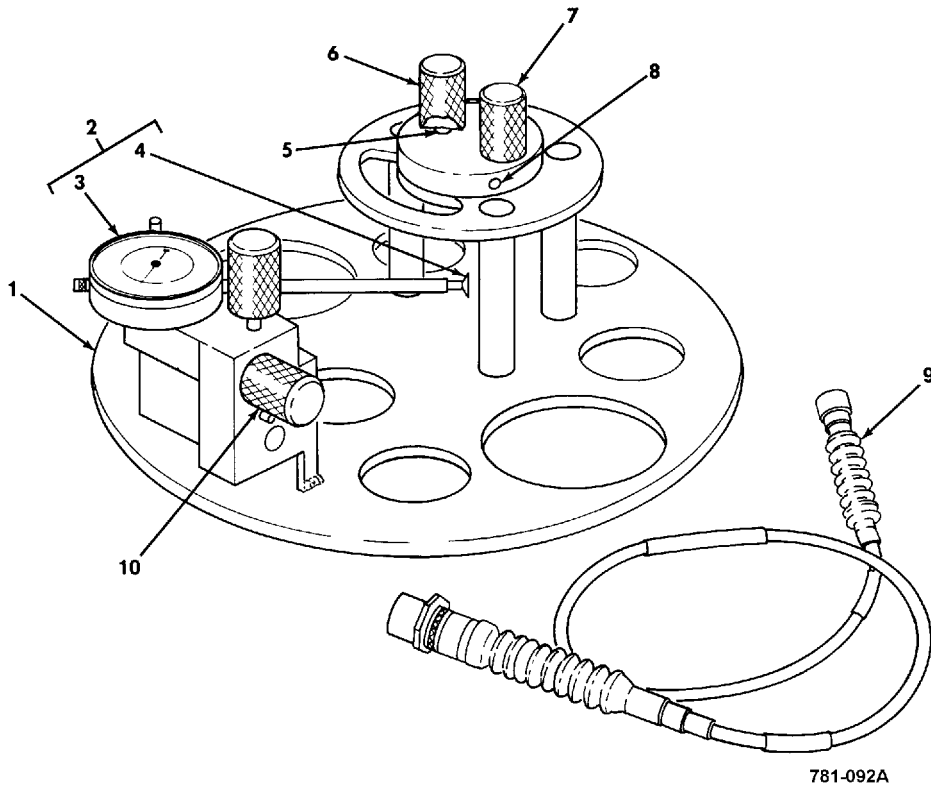


Figure 27. GB/L Fixture Assembly (13231284) (Group 9012)

(1) ITEM NO.	(2) SMR CODE	(3) CAGEC	(4) PART NUMBER	(5) DESCRIPTION AND USABLE ON CODE (UOC)	(6) QTY
				GROUP:9012 SPECIAL TOOLS (REPAIR PARTS) FIG. 27 FIXTURE ASSEMBLY, GB/L 13231284 (04939)	
1	XAFZZ	04939	13231218	.FIXTURE SUB-ASSEMBLY, GEAR BACKLASH UOC:EL7	1
2	PAFFF	04939	13231451	.DIAL, CONTROL..... UOC:EL7	1
3	XAFZZ	04939	13231162	..DIAL INDICATOR POST	1
4	PAFZZ	04939	13231451-2	..CONTACT POINT, MEASUREMENT.....	1
5	PAFZZ	04939	13231284-2	.RETAINER..... UOC:EL7	2
6	PAFZZ	04939	13231284-1	.KNOB UOC:EL7	2
7	PAFZZ	88044	AN565D1032H6	.SETSCREW..... UOC:EL7	4
8	PAFZZ	01226	SSB-50P	.BALL PLUNGER UOC:EL7	2
9	XDFFF	04939	13231221	.CABLE ASSEMBLY, SPECIAL PURPOSE SEE FIG 28 ASSY BKDN	1
10	PAFFF	04939	13231416	.SUPPORT ASSEMBLY, DIAL INDICATOR SEE FIG 29 ASSYBKDN	1
				END OF FIGURE	

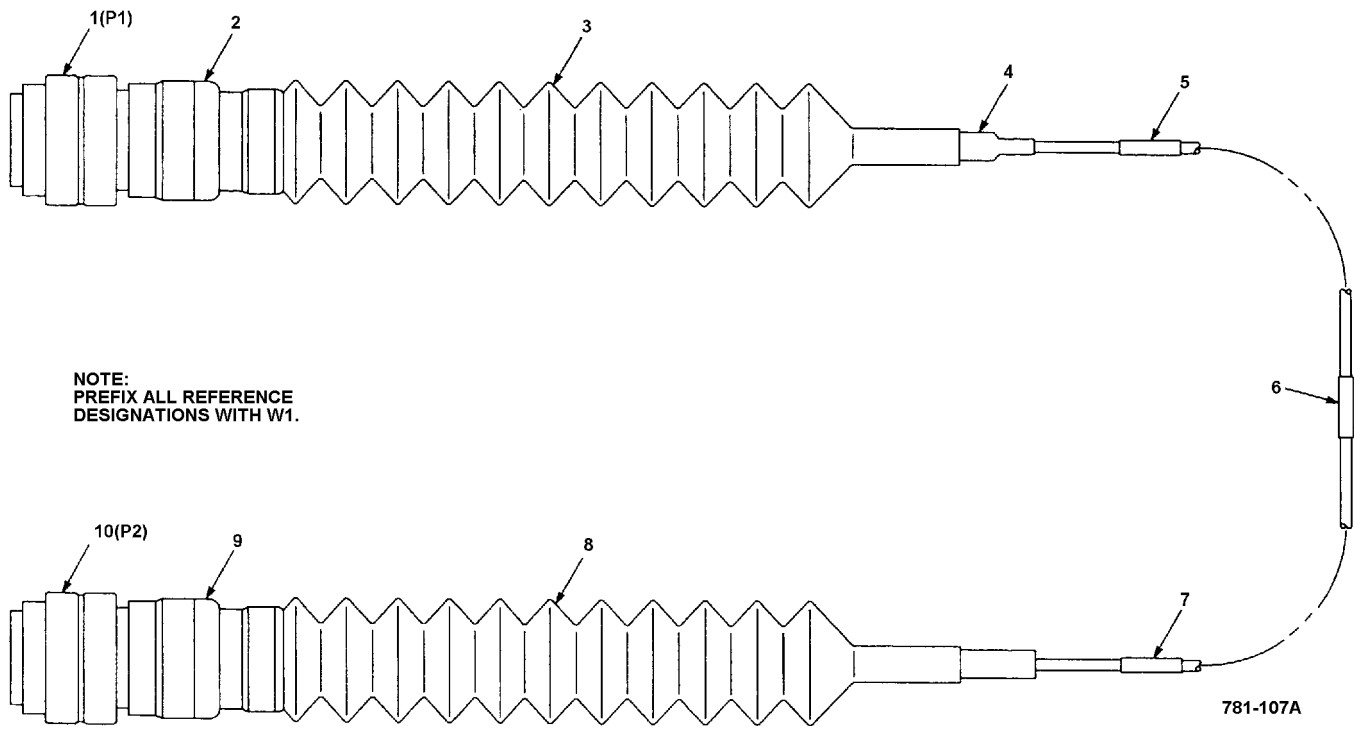


Figure 28. Special Purpose Cable Assembly W1 (13231221) (Group 901204)

(1) ITEM NO.	(2) SMR CODE	(3) CAGEC	(4) PART NUMBER	(5) DESCRIPTION AND USABLE ON CODE (UOC)	(6) QTY
GROUP:901204 SPECIAL TOOLS (REPAIR PARTS) FIG. 28 SPECIAL PURPOSE CABLE ASSEMBLY 13231221 (04939)					
1	PAFZZ	96906	MS27468T15B35S	.CONNECTOR, PLUG	1
2	PAFZZ	06090	202M214-19C	.ADAPTER, SPIN COUPLING	1
3	PAFZZ	06090	202C632-71/42	.INSULATION, SLEEVING	1
4	PAFZZ	06090	202E334-71/42	.BOOT, SHIM	1
5	XDFZZ	04939	13231221-1	.SLEEVE, MARKER	1
6	XDFZZ	04939	13231221-3	.SLEEVE, MARKER	1
7	XDFZZ	04939	13231221-2	.SLEEVE, MARKER	1
8	PAFZZ	06090	202C621-71/42	.INSULATION, SLEEVING.....	1
9	PAFZZ	06090	202M210-19B	.ADAPTER, CONNECTOR.....	1
10	PAFZZ	96906	MS27467T11B98P	.CONNECTOR, PLUG	1
END OF FIGURE					

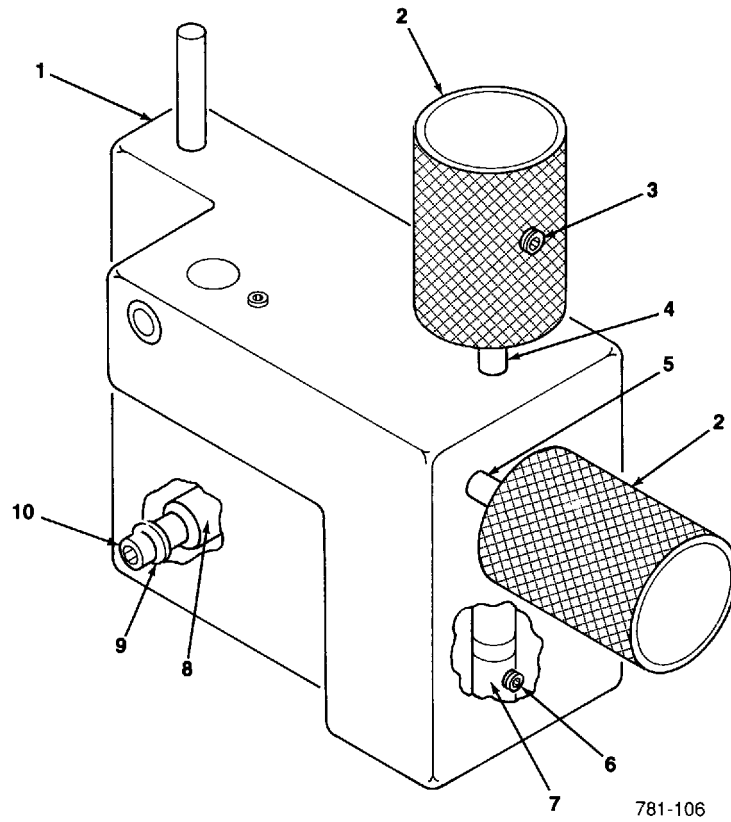
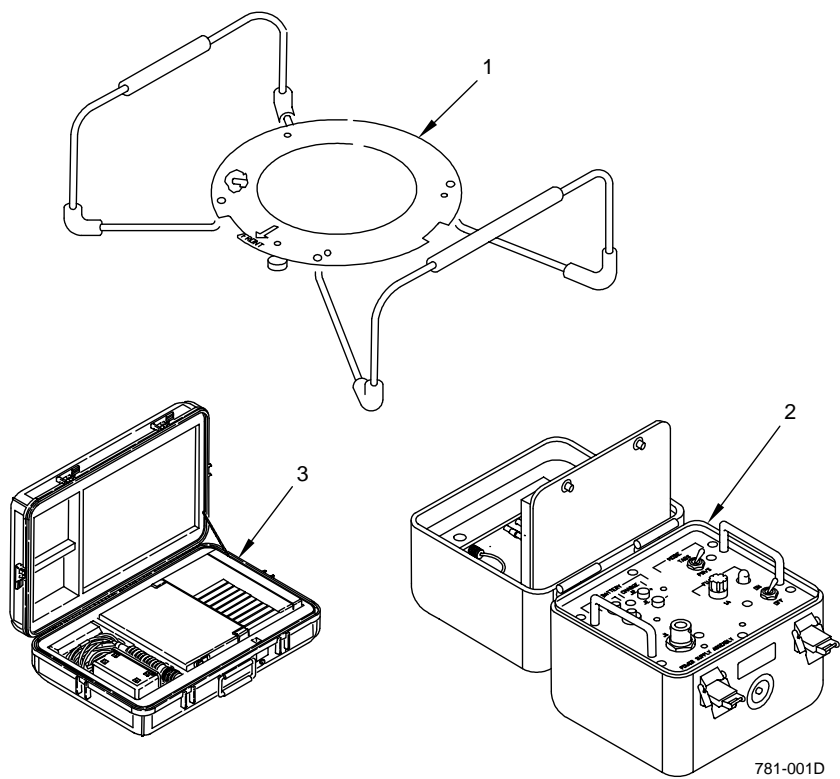


Figure 29. Dial Indicator Support Assembly (13231416)(Group 901208)

(1) ITEM NO.	(2) SMR CODE	(3) CAGEC	(4) PART NUMBER	(5) DESCRIPTION AND USABLE ON CODE (UOC)	(6) QTY
				GROUP: 901208 SPECIAL TOOLS (REPAIR PARTS) FIG. 29 DIAL INDICATOR SUPPORT ASSEMBLY 13231416 (04939)	
1	XAFZZ	04939	13231436	.BASE ASSEMBLY, DIAL INDICATOR	1
2	PAFZZ	04939	13231416-7	.KNOB	2
2	PAFZZ	04939	13231416-2	.KNOB (ALT)	2
3	PAFZZ	88044	AN565D1032H6	.SETSCREW	2
4	XDFZZ	04939	13231416-5	.SHAFT, STRAIGHT	1
5	XDFZZ	04939	13231416-4	.SHAFT, STRAIGHT	1
6	PAFZZ	88044	AN565EC1032H8	.SETSCREW.....	2
7	PAFZZ	04939	13231416-3	.SHOE, BRAKE	1
8	PAFZZ	04939	13231416-6	.RETAINER SLEEVE, SEAL.....	1
9	PAFZZ	80205	NAS1149C0463R	.WASHER, FLAT	4
10	PAFZZ	00141	4434	.SCREW, SHOULDER.....	4
				END OF FIGURE	

(1) ITEM NO.	(2) SMR CODE	(3) CAGEC	(4) PART NUMBER	(5) DESCRIPTION AND USABLE ON CODE (UOC)	(6) QTY
1	PCOZZ	81349	MIL-C-5651	GROUP: 99 BULK MATERIALS FIG. BULK CORD, ELASTIC.....	V
2	PAOZZ	81346	ASTM-A580	WIRE, NONELECTRICAL	V
END OF FIGURE					

SPECIAL TOOLS LIST



781-001D

Figure 30. PNVS Electronic System-Special Tools (Group 9404)

(1) ITEM NO.	(2) SMR CODE	(3) CAGEC	(4) PART NUMBER	(5) DESCRIPTION AND USABLE ON CODE (UOC)	(6) QTY
1	PEODD	04939	13083230	FIG. 30 PNVS ELECTRONIC SYSTEM - SPECIAL TOOLS FIXTURE, HOLDING, PNVS SEE FIG 23 ASSY BKDN UOC:E13 BOI: 2 PER AVIATION UNIT MAINTENANCE 4 PER AVIATION INTERMEDIATE MAINTENANCE	
2	PEODD	04939	13083229	BRAKE RELEASE POWER ADAPTER ASSEMBLY SEE FIG 24 ASSY BKDN UOC:EL9 BOI: 2 PER AVIATION UNIT MAINTENANCE 4 PER AVIATION INTERMEDIATE MAINTENANCE	
3	PEODD	04939	13231362	DIAGNOSTIC AID, TROUBLESHOOTING REFER TO TM 1-4931-727-13&P ASSY BKDN UOC:E12 BOI: 1 PER AVIATION UNIT MAINTENANCE 1 PER AVIATION INTERMEDIATE MAINTENANCE	
END OF FIGURE					

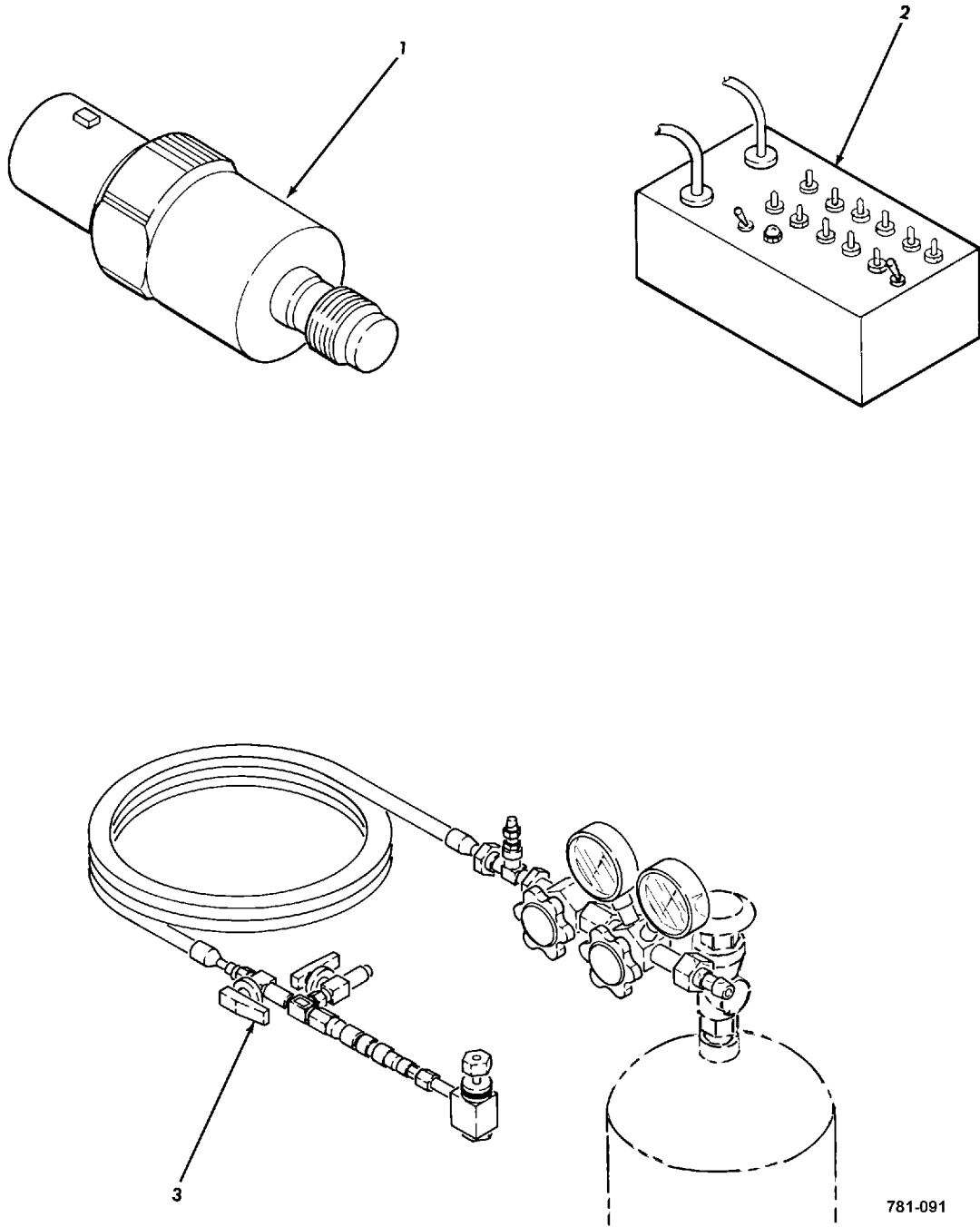


Figure 31. Sensor-Sight Turret-Special Tools (Group 9408)

781-091

(1) ITEM NO.	(2) SMR CODE	(3) CAGEC	(4) PART NUMBER	(5) DESCRIPTION AND USABLE ON CODE (UOC)	(6) QTY
1	PEFZZ	89709	901-167	GROUP:9408 SPECIAL TOOLS FIG. 31 SENSOR-SIGHT TURRET - SPECIAL TOOLS CONNECTOR, ADAPTER BOI: 1 PER AVIATION INTERMEDIATE MAINTENANCE	
2	PEFDD	04939	T7-781648	BOX, DISTRIBUTION BOI: 2 PER AVIATION INTERMEDIATE MAINTENANCE	
3	PEFFF	54490	5007550-1	PURGE AND RECHARGE KIT, COOLER DEWAR REFER TO TM 11-5855-294-12&P BOI: 1 PER AVIATION INTERMEDIATE MAINTENANCE	
				END OF FIGURE	

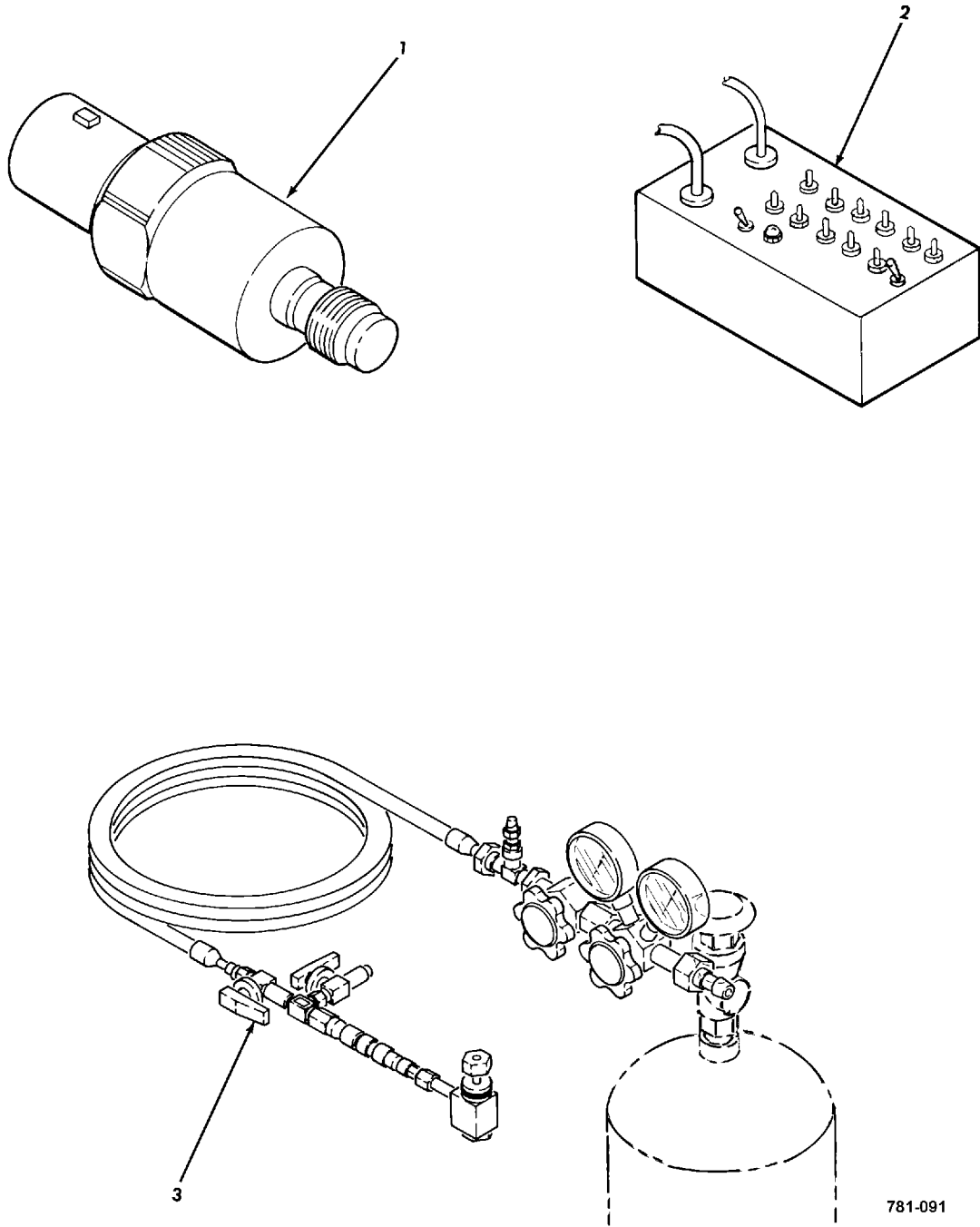


Figure 32. Electro-Mechanical Adapter Assembly-Special Tools (Group 9416)

(1) ITEM NO.	(2) SMR CODE	(3) CAGEC	(4) PART NUMBER	(5) DESCRIPTION AND USABLE ON CODE (UOC)	(6) QTY
1	PEFDD	04939	T7A781211	GROUP: 9416 SPECIAL TOOLS FIG. 32 ELECTRO- MECHANICAL ADAPTER ASSEMBLY SPECIAL TOOLS HOLDER, MAINTENANCE BOI:2 PER AVIATION INTERMEDIATE MAINTENANCE	
2	PEFFF	04939	13231284	FIXTURE ASSEMBLY, GB/L SEE FIG 27 ASSY BKDN... UOC:EL7 BOI:1 PER AVIATION INTERMEDIATE MAINTENANCE END OF FIGURE	

**CROSS-REFERENCE INDEXES
NATIONAL STOCK NUMBER INDEX
PART NUMBER INDEX**

**CROSS-REFERENCE INDEXES
NATIONAL STOCK NUMBER INDEX**

<u>STOCK NUMBER</u>	<u>FIG.</u>	<u>ITEM</u>	<u>STOCK NUMBER</u>	<u>FIG.</u>	<u>ITEM</u>
5305-00-001-4781	3	41	6240-00-155-7836	25	7
	18	12	6240-00-155-7857	25	17
	19	2	5310-00-167-0815	3	11
	20	8		7	13
	21	11		8	9
5970-00-005-5176	16	8		20	32
5310-00-043-4708	3	35	5310-00-167-0816	3	42
	18	22		20	7
5305-00-054-5637	18	24	5310-00-167-0830	20	25
5305-00-054-5647	8	2	5310-00-167-0834	20	21
5305-00-054-6654	11	8	5961-00-175-3767	21	8
5305-00-054-6668	18	26	5305-00-177-5454	20	3
5310-00-058-1823	3	47	5310-00-184-8977	3	52
	7	4	5310-00-184-8990	3	89
	18	21		12	12
	22	10		21	20
5935-00-063-6384	13	3	5310-00-184-8996	3	61
5970-00-069-5379	21	13		10	21
5325-00-074-3301	21	39		12	6
6210-00-079-8943	25	2	5935-00-193-4435	16	5
5305-00-080-0064	3	4	5310-00-194-3648	11	3
	8	10	5340-00-200-8559	3	43
5305-00-081-6668	3	13	5940-00-204-8966	11	7
	8	5	5340-00-215-0248	18	8
5940-00-082-4745	10	7		20	40
	13	10	5920-00-228-7882	20	46
5305-00-088-9158	10	4	5325-00-231-6589	17	6
	14	3	5305-00-233-3512	4	4
5305-00-089-0268	3	62		5	4
	7	14	5945-00-246-9528	21	35
	15	35	5310-00-261-8278	20	22
5305-00-089-0269	3	2	5340-00-263-8728	14	12
	21	47	8305-00-267-3116	BULK	1
5940-00-113-8184	21	14	5940-00-271-7741	16	4
5320-00-117-6815	10	26	5920-00-280-8342	25	5
5320-00-117-6837	12	3	5920-00-284-6787	20	45
5320-00-117-6938	13	6	5325-00-286-6047	9	4
5320-00-117-6939	14	4	5340-00-291-5323	20	31
5970-00-133-3786	21	27	9505-00-293-4208	BULK	2
5940-00-136-9188	16	11	5935-00-320-6636	31	1
5310-00-137-3134	21	17	5999-00-320-7459	26	9
5940-00-143-4771	20	20	5975-00-350-8141	11	13
5310-00-146-7102	11	1		9	9
5999-00-152-9574	25	11	5961-00-403-3298	16	12
5999-00-152-9574	26	12	5935-00-425-2075	26	6

NATIONAL STOCK NUMBER INDEX (cont)

<u>STOCK NUMBER</u>	<u>FIG.</u>	<u>ITEM</u>	<u>STOCK NUMBER</u>	<u>FIG.</u>	<u>ITEM</u>
5305-00-445-2400	3	88	5340-00-684-9501	20	41
	7	11	5940-00-723-4929	10	12
5935-00-466-3394	16	3	5305-00-724-6799	27	7
5961-00-499-7251	11	10		29	3
5305-00-513-5639	3	27	5305-00-725-4191	3	15
	20	36	5305-00-725-4191	13	2
5365-00-529-9213	20	19	5310-00-725-4712	15	4
5920-00-556-0144	20	44	5975-00-727-5153	18	17
	25	6	5305-00-727-8833	18	16
5340-00-558-8826	21	53	5935-00-729-5559	25	12
5310-00-576-0546	15	6	5340-00-729-6763	3	36
5940-00-577-3807	25	9	5340-00-761-1258	25	1
5320-00-584-0672	10	8	5305-00-763-3357	3	40
5310-00-595-7237	25	24		12	9
5940-00-615-6475	10	18	5305-00-763-3965	3	92
	14	5		10	1
5310-00-616-3555	11	2	5305-00-782-8408	23	3
	21	43	5340-00-800-7874	23	1
5310-00-616-3648	3	5	5935-00-803-1445	25	13
	6	12	5310-00-805-7632	3	21
	8	6		6	7
	20	13		7	8
5310-00-616-6791	6	2	5310-00-807-1465	18	10
	7	2		21	4
	18	5	5310-00-807-1467	20	23
	18	14	5310-00-810-7785	3	24
	20	2		12	7
	21	19	5310-00-811-6419	10	16
	22	12		20	29
5310-00-616-6822	3	58		25	22
5310-00-622-9531	3	50	5305-00-812-4143	8	4
	18	11	6210-00-813-8265	25	8
	21	10	5340-00-815-4930	20	38
5961-00-627-0275	11	6	5310-00-817-9056	3	90
5310-00-631-1294	3	68		12	13
	21	23	5340-00-822-6629	27	8
5340-00-631-7894	10	30	5365-00-824-3279	20	9
	21	56	5340-00-829-2141	23	4
5930-00-655-4241	25	4	5945-00-850-1144	21	26
5310-00-655-7548	13	8	5340-00-855-7892	10	29
5310-00-660-3372	12	16		21	54
5310-00-680-6336	10	15	5305-00-857-6822	15	9
	21	49	5305-00-889-2999	3	60
	25	21	5305-00-889-3000	21	44
5310-00-680-6627	3	65	5305-00-889-3116	3	53

NATIONAL STOCK NUMBER INDEX (cont)

<u>STOCK NUMBER</u>	<u>FIG.</u>	<u>ITEM</u>	<u>STOCK NUMBER</u>	<u>FIG.</u>	<u>ITEM</u>
5305-00-889-3118	6	10	5305-01-071-7132	3	37
	7	1	5310-01-081-0784	13	4
5305-00-913-8892	25	18	5935-01-085-4537	16	6
5970-00-922-9082	11	4	5970-01-085-8997	21	30
5310-00-933-8118	21	48	5310-00-928-2690	18	23
5310-00-933-8119	18	27	5310-00-929-6395	21	24
5310-00-933-8121	21	16	5310-00-933-8118	3	25
5305-00-957-2383	10	5	6140-01-089-1070	25	27
5305-00-957-7086	24	4	5935-01-089-4264	9	7
5305-00-957-7811	25	3	5935-01-103-3041	6	6
5305-00-957-7816	10	6		9	6
	13	7		10	2
	21	33	5935-01-103-3041	12	11
5305-00-957-9817	9	1	5961-01-107-6772	21	25
5305-00-957-7818	3	59	5935-01-113-0740	21	36
5305-00-957-7824	21	29	5999-01-122-0470	11	5
5305-00-958-5462	9	8		21	42
5310-00-958-9922	25	25	5935-01-122-7218	21	45
5305-00-984-4983	3	87	5961-01-123-7972	21	6
5305-00-989-0682	3	34	5935-01-130-9666	11	9
	6	5	5935-01-133-2651	14	10
5305-00-989-7435	20	15	5305-01-133-8612	3	12
5305-00-990-1223	3	56	5930-01-133-8879	18	15
5305-00-990-6444	23	10	5305-01-133-8964	18	4
5305-00-990-8386	6	3		21	21
5305-00-993-0190	3	30	5940-01-135-7076	25	15
	6	13	5940-01-135-7077	12	10
	8	7		21	38
	10	20	5940-01-136-2540	6	4
5305-00-995-2640	3	22		10	24
5930-00-999-4401	25	14		12	2
5935-01-005-2627	26	8		14	8
5935-01-008-8556	13	1		16	13
8135-01-011-2183	19	2		20	12
5935-01-016-1216	16	2		21	38
5935-01-017-3275	26	11	8345-01-137-4795	17	5
5305-01-020-9560	3	12	5305-01-145-6963	14	13
5935-01-025-9158	25	10		20	1
5961-01-028-7067	21	3		22	11
5855-01-030-8597	3	64	5935-01-146-2863	20	11
5305-01-030-9126	19	2	5961-01-146-4562	10	19
5998-01-049-2630	3	9	5910-01-159-3253	13	5
5935-01-052-7247	10	3		14	1
5325-01-058-3500	20	10	5935-01-163-2618	26	10
5961-01-062-2594	10	17	5935-01-166-9738	26	10

NATIONAL STOCK NUMBER INDEX (cont)

<u>STOCK NUMBER</u>	<u>FIG.</u>	<u>ITEM</u>	<u>STOCK NUMBER</u>	<u>FIG.</u>	<u>ITEM</u>
5310-01-167-0818	20	5	5970-01-185-1167	28	3
5305-01-169-7193	6	8	5970-01-185-7441	28	8
	7	7	1680-01-195-0744	1	5
6650-01-169-9227	3	1	4140-01-169-9272	3	32
5826-01-169-9230	2	2	5998-01-169-9387	3	7
5930-01-169-9233	18	3	5998-01-169-9389	3	73
5826-01-169-9234	20	6	5998-01-169-9390	3	57
6130-01-169-9245	6	9	5998-01-169-9393	21	46
5305-01-171-8671	29	6	5998-01-169-9396	19	6
1270-01-171-8858	20	33	1270-01-171-2651	20	16
5855-01-172-1788	3	38	5895-01-195-0795	1	3
5970-01-172-2248	3	74	4931-01-195-0853	1	2
5340-01-172-3190	20	34	5998-01-195-0863	19	7
5950-01-174-4465	3	49	5826-01-195-0864	19	8
5950-01-174-4468	21	1	5855-01-199-0150	15	3
5950-01-174-5449	21	34	6130-01-199-2068	6	9
5950-01-174-7691	21	2	5950-01-200-6351	10	23
5945-01-175-2831	12	14	5998-01-201-2178	15	8
5995-01-175-3406	3	71	5940-01-201-3338	20	30
5305-01-175-3660	18	13	5935-01-201-3909	26	1
5310-01-175-3725	20	18	5935-01-204-7784	3	39
5995-01-175-5252	3	70	5962-01-204-8663	21	41
5995-01-175-5253	3	80	5945-01-209-0592	10	14
5995-01-175-5254	3	81	5826-01-212-3265	3	33
5950-01-175-5749	21	28	1270-01-212-6602	6	11
5305-01-175-7551	20	28		8	8
5935-01-175-8263	21	37	5910-01-214-6094	10	9
5935-01-175-8264	20	42	6615-01-217-7323	14	6
5999-01-175-8650	3	20	5970-01-223-5723	21	9
5995-01-176-0358	3	79	5310-01-224-9139	21	52
5995-01-176-0359	3	78	1270-01-225-8336	1	1
5995-01-176-0360	3	77	5998-01-227-0571	3	86
5995-01-176-0361	3	76	5340-01-228-4135	25	29
5995-01-176-0362	3	75	5340-01-228-4136	25	26
5962-01-176-0384	21	41	5330-01-228-4202	25	30
5315-01-176-1117	20	4	5999-01-228-4203	25	20
5315-01-176-1165	18	29	6150-01-228-4220	24	2
5998-01-176-3319	21	18	5307-01-229-9840	25	28
5961-01-176-6659	21	7	5910-01-235-6184	12	1
5340-01-177-1856	2	3	5970-01-235-6455	21	22
5935-01-178-6857	26	5	5305-01-237-2788	18	2
3020-01-182-2956	18	1	5910-01-248-9655	13	11
5826-01-184-5602	18	30	5855-01-250-2369	31	3
5935-01-184-5629	14	9	5340-01-250-7507	3	94
5998-01-184-5643	6	1	6650-01-259-9234	3	45

NATIONAL STOCK NUMBER INDEX (cont)

<u>STOCK NUMBER</u>	<u>FIG.</u>	<u>ITEM</u>	<u>STOCK NUMBER</u>	<u>FIG.</u>	<u>ITEM</u>
5895-01-259-9256	1	3	5310-01-338-4121	3	31
5826-01-264-4294	27	10		5	3
5998-01-272-1971	19	5		7	4
5305-01-274-5572	3	18	5210-01-339-3078	21	15
	21	31		27	4
5340-01-276-6671	23	11	6150-01-350-2063	18	18
5962-01-290-0615	21	40	5310-01-352-9561	3	19
5365-01-298-3017	25	19	5310-01-352-9572	15	7
5826-01-300-9466	2	2	5310-01-352-9588	19	1
4931-01-301-3225	1	2	5310-01-352-9593	29	9
4931-01-301-3226	1	2	5310-01-365-6854	32	2
5999-01-301-3285	19	5	5310-01-381-9601	20	14
5998-01-301-8228	19	5	5310-01-382-4543	3	67
5999-01-301-8230	19	5		20	17
3040-01-304-1069	18	6	5310-01-385-4472	7	14
5963-01-305-6953	3	8	5998-01-387-3049	19	6
5330-01-306-8633	17	2	5998-01-387-3051	15	8
5310-01-306-8670	20	39	5310-01-391-7139	3	28
5999-01-306-8716	3	66	5255-01-391-9891	27	2
5910-01-307-0662	10	25	5999-01-394-2085	3	3
1270-01-308-3019	1	1	5315-01-395-2837	27	5
5998-01-308-5685	19	6	6110-01-406-6324	31	2
5340-01-309-1338	2	2	4920-01-406-8326	32	1
5910-01-311-7340	21	12	5310-01-409-0185	3	26
5998-01-313-2249	19	6		4	3
5340-01-313-5040	12	8	5310-01-412-6692	3	48
5315-01-323-6401	3	83		12	5
5315-01-324-0289	3	84	5310-01-432-3633	25	23
5330-01-325-2015	3	23	5821-01-439-6663	3	33
6615-01-325-5070	3	17	5310-01-460-3682	7	9
5961-01-327-1493	21	6	5998-01-466-2612	7	10
5855-01-329-3568	4	2	6920-01-473-3555	7	6
5999-01-333-0827	3	44	5360-01-476-0324	7	5
5940-01-333-1052	16	7			
6105-01-334-4949	18	30			
1680-01-335-9740	1	4			
5930-01-336-9066	18	20			

CROSS-REFERENCE INDEXES
PART NUMBER INDEX

<u>CAGEC</u>	<u>PART NUMBER</u>	<u>STOCK NUMBER</u>	<u>FIG.</u>	<u>ITEM</u>
88044	AN565D1032H6	5305-00-724-6799	27	7
			29	3
88044	AN565EC1032H8	5305-01-171-8671	29	6
81346	ASTM-A580	9505-00-293-4208	BULK	2
29372	CA18161-OHS	5325-01-058-3500	20	10
81349	FHN20G	5920-00-556-0144	20	44
			25	6
81349	F02A250V1A	5920-00-280-8342	25	5
81349	F02A250V5A	5920-00-284-6787	20	45
81349	F02B250V2A	5920-00-228-7882	20	46
81349	JANTXM19500/483-01	5961-01-123-7972	21	6
81349	JANTXV1N746A-1	5961-01-146-4562	10	19
81349	JANTX1N1186	5961-00-175-3767	21	8
81349	JANTX1N4153-1	5961-01-062-2594	10	17
81349	JANTX1N5552	5961-00-403-3298	16	12
81349	JANTX1N5618	5961-01-107-6772	21	25
81349	JANTX2N3716	5961-00-499-7251	11	10
81349	JANTX2N3792	5961-00-627-0275	11	6
81349	LC12GN2	6210-00-079-8943	25	2
81349	LH73/1	6210-00-813-8265	25	8
81349	MIL-C-5651	8305-00-267-3116	BULK	1
96906	MS20230B10	5325-00-231-6589	17	6
96906	MS20426AD3-4	5320-00-117-6938	13	6
96906	MS20426AD3-5	5320-00-117-6939	14	4
96906	MS20426AD3-6	5320-00-584-0672	10	8
96906	MS20470AD3-4	5320-00-117-6815	10	26
96906	MS20470AD5-4	5320-00-117-6837	12	3
96906	MS21042-02	5310-00-058-1823	3	47
			7	4
			18	21
			22	10
96906	MS21042-04	5310-00-811-6419	10	16
			20	29
			25	22
96906	MS21042-06	5310-00-807-1465	18	10
			21	4
96906	MS21042-3	5310-00-807-1467	20	23
96906	MS21209C0210	5340-00-855-7892	10	29
			21	54
96906	MS21209C0215	5340-00-215-0248	18	8
			20	40
96906	MS21209C0410	5340-00-263-8728	14	12
96906	MS21209C0415	5340-00-631-7894	10	30
			21	56
96906	MS21209C0615	5340-00-815-4930	20	38
96906	MS21209C0620	5340-00-558-4930	21	53
96906	MS21209F1-10	5340-00-684-9501	20	41

PART NUMBER INDEX (cont)

<u>CAGEC</u>	<u>PART NUMBER</u>	<u>STOCK NUMBER</u>	<u>FIG.</u>	<u>ITEM</u>
96906	MS21209F1-15	5340-00-800-7874	23	1
96906	MS21209F4-15	5340-00-829-2141	23	4
96906	MS21209C0620	5340-00-558-8826	21	53
96906	MS21266-2N	5325-00-074-3301	21	39
96906	MS21919WDG4	5340-00-291-5323	20	31
96906	MS21919WDG7	5340-00-200-8559	3	43
96906	MS24524-23	5930-00-655-4241	25	4
96906	MS24693-S1	5305-00-088-9158	10	4
			14	3
96906	MS24693-S10	5305-00-913-8892	25	18
96906	MS24693-S2	5305-00-081-6668	3	13
			8	5
96906	MS24693-S24	5305-00-957-7816	10	6
			13	7
			21	33
96906	MS24693-S26	5305-00-957-7817	9	1
96906	MS24693-S27	5305-00-957-7818	3	59
96906	MS24693-S270	5305-00-957-7824	21	29
96906	MS24693-S272	5305-00-957-7811	25	3
96906	MS24693-S273	5305-00-957-7086	24	4
96906	MS24693-S3	5305-00-957-2383	10	5
96906	MS24693-S49	5305-00-857-6822	15	9
96906	MS24693-S96	5305-00-782-8408	23	3
96906	MS25036-102	5940-00-204-8966	11	7
96906	MS25036-103	5940-00-143-4771	20	20
96906	MS25036-145	5940-00-577-3807	25	9
96906	MS25036-150	5940-00-113-8184	21	14
96906	MS25082-C1	5310-00-146-7102	11	1
96906	MS25082-C4	5310-00-137-3134	21	17
96906	MS25082-1	5310-00-680-6627	3	65
96906	MS25237-327	6240-00-155-7836	25	7
96906	MS25237-328	6240-00-155-7857	25	17
96906	MS27418-1B	5945-00-850-1144	21	26
96906	MS27467T11B98P	5935-00-425-2075	26	6
			28	10
96906	MS27467T23B35SA	5935-01-005-2627	26	8
96906	MS27467T23B53S	5935-01-017-3275	26	11
96906	MS27468T11B98S	5935-01-025-9158	25	10
96906	MS27468T15B35S		28	1
96906	MS27501B23CL	5935-01-163-2618	26	10
96906	MS27506B10-2	5935-01-178-6857	26	5
96906	MS27506B22-2	5935-01-201-3909	26	1
96906	MS27501B23CM	5935-01-166-9738	26	10
96906	MS3367-4-9	5975-00-727-5153	18	17
96906	MS35206-201	5305-00-990-8386	6	3
96906	MS35206-203	5305-00-889-3118	6	10
			7	1

PART NUMBER INDEX (cont)

<u>CAGEC</u>	<u>PART NUMBER</u>	<u>STOCK NUMBER</u>	<u>FIG.</u>	<u>ITEM</u>
96906	MS35206-205	5305-00-989-0682	3	34
			6	5
96906	MS35206-213	5305-00-889-3116	3	53
96906	MS35206-214	5305-00-993-0190	3	30
			6	13
			8	7
			10	20
96906	MS35206-217	5305-00-889-2999	3	60
96906	MS35206-226	5305-00-984-4983	3	87
96906	MS35206-230	5305-00-889-3000	21	44
96906	MS35207-261	5305-00-990-6444	23	10
96906	MS35207-264	5305-00-989-7435	20	15
96906	MS35333-42	5310-00-595-7237	25	24
96906	MS35333-71	5310-00-616-3555	11	2
			21	43
96906	MS35338-100	5310-00-261-8278	20	22
96906	MS35338-134	5310-00-928-2690	18	23
96906	MS35338-135	5310-00-933-8118	3	25
			21	48
96906	MS35338-136	5310-00-929-6395	21	24
96906	MS35338-137	5310-00-933-8119	18	27
96906	MS35338-139	5310-00-933-8121	21	16
96906	MS35338-96	5310-00-184-8990	3	89
			12	12
			21	20
96906	MS35338-97	5310-00-184-8996	3	61
			10	21
			12	6
96906	MS35338-98	5310-00-184-8977	3	52
96906	MS35338-99	5310-00-576-0546	15	6
96906	MS35489-1	5325-00-286-6047	9	4
96906	MS39087-5	5340-00-761-1258	25	1
96906	MS51957-13	5305-00-054-5647	8	2
96906	MS51957-3	5305-00-054-5637	18	24
96906	MS51957-30	5305-00-054-6654	11	8
96906	MS51957-43	5305-00-054-6668	18	26
96906	MS51959-3	5305-00-727-8833	18	16
96906	MS51959-6	5305-00-763-3357	3	40
			12	9
96906	MS51959-7	5305-00-725-4191	3	15
			13	2
96906	MS51959-8	5305-00-763-3965	3	92
			10	1
81349	M24308/4-1	5935-00-466-3394	16	3
81349	M24308/21-1	5935-01-016-1216	16	2
81349	M28748/1-D00S1A	5935-01-122-7218	21	45

PART NUMBER INDEX (cont)

<u>CAGEC</u>	<u>PART NUMBER</u>	<u>STOCK NUMBER</u>	<u>FIG.</u>	<u>ITEM</u>
81349	M38510/11704BYA	5962-01-176-0384	21	41
81349	M38510/11704BYC	5962-01-176-0384	21	41
81349	M38510/11705BYA	5962-01-290-0615	21	40
81349	M39003/01-6103	5910-01-307-0662	10	25
81349	M39014/02-1350V	5910-01-311-7340	21	12
81349	M39016/6-214P	5945-01-209-0592	10	14
81349	M39029/56-348	5999-00-320-7459	26	9
81349	M39029/56-351	5999-00-152-9574	25	11
			26	12
81349	M45938/3-1CL	5310-01-081-0784	13	4
81349	M49486/01-078P	5970-00-133-3786	21	27
81349	M55155/109H02	5940-00-082-4745	10	7
			13	10
81349	M55302/62-A24S	5935-01-146-2863	20	11
81349	M55302/66-14S	5935-01-130-9666	11	9
81349	M55302/66-36S	5935-01-085-4537	16	6
81349	M5757/23-002	5945-00-246-9528	21	35
81349	M81824/1-2	5940-00-271-7741	16	4
81349	M83421/01-3257S	5910-01-159-3253	13	5
			14	1
81349	M83421/01-4251S	5910-01-248-9655	13	11
81349	M83421/01-5221S	5910-01-214-6094	10	9
81349	M83421/01-5267S	5910-01-235-6184	12	1
81349	M83519/1-1	5940-01-135-7076	25	15
81349	M83519/1-2	5940-01-136-2540	6	4
			10	24
			12	2
			14	8
			16	13
			20	12
			21	38
81349	M83519/1-3	5940-01-135-7077	12	10
			21	38
81349	M835281003A001		22	1
81349	M8805/23-001	5930-00-999-4401	25	14
80205	NAS1149CN432B	5310-01-409-0185	3	26
			4	3
80205	NAS1149CN432R	5310-01-338-4121	5	3
			7	14
80205	NAS1149CN632B	5310-01-396-2208	11	3
80205	NAS1149CN832R	5310-01-352-9572	18	28
80205	NAS1149CO432R	5310-01-352-9592	3	31
			21	15
80205	NAS1149C0463R	5305-01-388-2287	29	9
80205	NAS1149DN432K	5310-01-412-6692	3	48
			12	5

PART NUMBER INDEX (cont)

<u>CAGEC</u>	<u>PART NUMBER</u>	<u>STOCK NUMBER</u>	<u>FIG.</u>	<u>ITEM</u>
80205	NAS1149DN632K	5310-01-352-9561	3	19
80205	NAS1149DO363J	5310-01-381-9601	20	14
80205	NAS1149FN232P	5310-01-460-3682	7	9
80205	NAS1149FN316P	5310-00-167-0830	20	25
80205	NAS1149FN416P	5310-01-391-7139	3	28
			10	22
80205	NAS1149FN432P	5310-00-167-0815	3	11
			8	9
			20	32
80205	NAS1149FN616P	5310-01-382-4543	3	67
			20	17
80205	NAS1149FN632P	5310-01-399-6967	3	42
			19	1
			20	7
80205	NAS1149FN832P	5310-01-384-2951	15	7
80205	NAS1149FO332P	5310-00-167-0834	20	21
80205	NAS1149FO363P	5310-01-167-0818	20	5
80205	NAS1149F0663P	5310-00-167-0821	25	23
80205	NAS1149GN432P	5310-01-385-4472	7	13
80205	NAS1216-04-6	5305-00-177-5454	20	3
80205	NAS1219-06-10	5305-01-175-7551	20	28
80205	NAS1352-02-6P	5305-00-445-2400	3	88
			7	11
80205	NAS1352-04-10P	5305-00-233-3512	4	4
			5	4
80205	NAS1352-04-12P	5305-00-513-5639	3	27
			20	36
80205	NAS1352-04-4P	5305-00-080-0064	3	4
			8	10
80205	NAS1352-04-5P	5305-01-020-9560	3	12
80205	NAS1352-04-6P	5305-00-089-0269	3	2
			7	14
			21	47
80205	NAS1352-04-8P	5305-00-089-0268	3	62
			20	35
80205	NAS1352-04H6P	5305-01-071-7132	3	37
80205	NAS1352-06-10P	5305-01-011-2183	19	2
80205	NAS1352-06-6P	5305-01-274-5572	3	18
			21	31
80205	NAS1352-06-8P	5305-00-001-4781	3	41
			18	12
			19	2
			20	8
			21	11
80205	NAS1352-06H10P	5305-01-030-9126	19	2
80205	NAS1352-08-6P	5305-00-990-1223	3	56

PART NUMBER INDEX (cont)

<u>CAGEC</u>	<u>PART NUMBER</u>	<u>STOCK NUMBER</u>	<u>FIG.</u>	<u>ITEM</u>
80205	NAS1352-08-8P	5305-00-995-2640	3	22
80205	NAS1352NO2-4	5305-01-145-6963	14	13
			20	1
			22	11
80205	NAS1352NO2-6	5305-01-133-8964	18	4
			21	21
80205	NAS1352NO2-8	5305-01-175-3660	18	13
80205	NAS1352NO4-5	5305-01-133-8612	3	12
80205	NAS1387-2	5940-00-136-9188	16	11
80205	NAS1423-6	5310-00-958-9922	25	25
80205	NAS1756-12	8345-01-137-4795	17	5
80205	NAS43DD0-32N	5365-01-298-3017	25	19
80205	NAS43DD1-12N	5365-00-529-9213	20	19
80205	NAS549G3	5970-01-085-8997	21	30
80205	NAS620-2	5310-00-616-6791	6	2
			7	2
			18	5
			18	14
			20	2
			21	19
			22	12
80205	NAS620-4	5310-00-680-6336	10	15
			21	49
			25	21
80205	NAS620-4L	5310-00-616-3648	3	5
			6	12
			8	6
			20	13
80205	NAS620-6	5310-00-622-9531	3	50
			18	11
			21	10
80205	NAS620-6L	5310-00-616-6822	3	58
80205	NAS620-8	5310-00-805-7632	3	21
			6	7
			7	8
80205	NAS620A6	5310-00-655-7548	13	8
80205	NAS620C2	5310-00-043-4708	3	35
			18	22
80205	NAS662-2R8	5310-00-958-5462	9	8
80205	NAS662C2R8	5305-00-081-6668	8	4
80205	NAS671-2	5310-00-817-9056	3	90
			12	13
80205	NAS671-4	5310-00-810-7785	3	24
			12	7
80205	NAS671-6	5310-00-631-1294	3	68
			21	23

PART NUMBER INDEX (cont)

<u>CAGEC</u>	<u>PART NUMBER</u>	<u>STOCK NUMBER</u>	<u>FIG.</u>	<u>ITEM</u>
80205	NAS671-8	5310-00-725-4712	15	5
96309	PS-1220	6140-01-089-1070	25	27
04939	P83513-001-02	5935-01-133-2651	14	10
04939	P83513-004-03	5935-01-184-5629	14	9
61501	R-3603,,50ID,,125THK		23	6
61501	R-3603,,50ID,,312THK		23	7
81349	SE109D01	5940-00-615-6475	10	18
			14	5
18876	SM-C-773505-1	5935-01-008-8556	13	1
80063	SM-C-773505-2	5935-00-063-6384	13	3
80063	SM-C-773505-3	5935-01-103-3041	5	6
			9	6
			10	2
			12	11
80063	SM-C-773505-4	5935-01-052-7247	10	3
80063	SM-D-773900	5855-01-030-8597	3	64
80063	SM-D-773914	5998-01-049-2630	3	9
01226	SSB-50P	5340-00-822-6629	27	8
59730	TC105	5975-00-350-8141	9	9
			11	13
81346	TYPE 302,ANNEALED		17	4
81349	TY3,0.187DIA		17	3
04939	T7-781648	6610-01-406-6324	31	2
04939	T7A781211	4920-01-406-8326	32	1
0W4C3	WP23-12	6140-01-089-1070	25	27
18876	10630021-11	5970-00-069-5379	11	4
			21	13
74970	108-0902-001	5935-00-803-1445	25	13
74970	108-0903-001	5935-00-729-5559	25	12
18876	11035059-27	8135-01-012-5871	11	12
18876	11176177-2	5970-00-005-5176	16	8
17773	11176934-2	5340-01-250-7507	3	94
18876	11450546-1	5940-01-333-1052	16	7
18876	11450664-1	5970-01-223-5723	21	9
55717	13043023-1		21	42
04939	13074114	5855-01-172-1788	3	38
04939	13074308	5998-01-169-9390	3	57
04939	13074507		3	85
04939	13074509		13	8
04939	13074524	1270-01-171-2651	20	16
04939	13074696		22	2
04939	13075317		6	1
04939	13075322		1	4
			21	32
04939	13075474	5305-01-169-7193	6	8
			7	7

PART NUMBER INDEX (cont)

<u>CAGEC</u>	<u>PART NUMBER</u>	<u>STOCK NUMBER</u>	<u>FIG.</u>	<u>ITEM</u>
04939	13075593	6130-01-169-9245	6	9
04939	13075594		4	1
04939	13075699		20	34
04939	13075700		20	33
04939	13075984	5935-01-204-7784	3	39
04939	13075994	5998-01-184-5643	6	1
04939	13076147		4	1
04939	13076193	6130-01-199-2068	6	9
04939	13076198		4	1
04939	13076389-029	5998-01-169-9389	3	73
04939	13076749-009		3	33
04939	13076749-019		3	33
04939	13076751	5998-01-466-2612	7	10
04939	13076751-2		7	10
04939	13076752-009		8	1
04039	13076755		9	2
04939	13076776		9	10
04939	13076778-009		5	2
04939	13076778-019		5	2
04939	13076780-009	6920-01-473-3555	7	6
04939	13076780-019		7	6
04039	13076818		3	93
			11	12
			15	4
04939	13076854	5940-01-201-3338	20	30
04039	13076904	5961-01-028-7067	21	3
04939	13076916	5998-01-049-2630	3	9
04939	13076920	5940-00-723-4929	10	12
04939	13076972-1		10	27
04939	13076972-5		10	10
04939	13076972-5		13	11
04939	13076972-7		12	4
04939	13077702-009		8	3
04939	13077705-009		9	3
04939	13077706	5360-01-476-0324	7	5
04939	13077707		7	12
04939	13077711		7	3
04939	13077730		9	5
04939	13080003-019	5855-01-329-3568	4	2
04939	13080003-029		5	1
04939	13080006	5930-01-336-9066	18	20
04939	13080008-019	6150-01-350-2063	18	18
04939	13080010-019	5998-01-169-9387	3	7
04939	13080012-019		3	46
04939	13080025	5930-01-169-9233	18	3
04939	13080038		15	1

PART NUMBER INDEX (cont)

<u>CAGEC</u>	<u>PART NUMBER</u>	<u>STOCK NUMBER</u>	<u>FIG.</u>	<u>ITEM</u>
04939	13080038-019		15	1
04939	13080039		3	55
04939	13080050	6650-01-259-9234	3	45
04939	13080052	6615-01-325-5070	3	17
04939	13080052-1		14	7
04939	13080053		14	11
04939	13080054		21	51
04939	13080054-1		21	55
04939	13080057		3	14
04939	13080058		20	37
04939	13080061		3	6
04939	13080067	1270-01-212-6602	6	11
			8	8
04939	13080078		3	51
04939	13080079	5995-01-175-5252	3	70
04939	13080080	5995-01-175-3406	3	71
04939	13080081	5995-01-175-5253	3	80
04939	13080082	5995-01-175-5254	3	81
04939	13080083	5995-01-176-0358	3	79
04939	13080084	5995-01-176-0359	3	78
04939	13080085	5995-01-176-0360	3	77
04939	13080086	5995-01-176-0361	3	76
04939	13080087	5995-01-176-0362	3	75
04939	13080100		3	10
04939	13080101		3	16
04939	13080104		3	69
04939	13080114-019	5998-01-227-0571	3	86
04939	13080116-1		22	4
04939	13080116-2		22	6
04939	13080116-3		22	3
04939	13080117-1		22	7
04939	13080118-029	5999-01-301-8230	19	5
04939	13080118-039	5998-01-301-8228	19	5
04939	13080119-1		22	5
04939	13080120-1		22	8
04939	13080125		22	9
04939	13080132	5315-01-176-1165	18	29
04939	13080118-029	5999-01-301-8230	15	5
04939	13080118-039	5998-01-301-8228	15	5
04939	13080136	5315-01-323-6401	3	83
04939	13080137	5315-01-324-0289	3	84
04939	13080145	5305-01-237-2788	18	2
04939	13080171		20	27
04939	13080172	3020-01-182-2956	18	1
04939	13080174		18	25

PART NUMBER INDEX (cont)

<u>CAGEC</u>	<u>PART NUMBER</u>	<u>STOCK NUMBER</u>	<u>FIG.</u>	<u>ITEM</u>
04939	13080176		20	24
04939	13080186		20	26
04939	13080208	5330-01-325-2015	3	23
04939	13080214	4140-01-169-9272	3	32
04939	13080226		3	54
04939	13080228	5970-01-235-6455	21	22
04939	13080230		11	11
04939	13080232		3	63
04939	13080237		19	4
04939	13080240-019	5998-01-201-2178	15	8
04939	13080240-029	5998-01-387-3051	15	7
04939	13080250-029	1270-01-225-8336	1	1
04939	13080250-039	1270-01-308-3019	1	1
04939	13080251		21	50
04939	13080295	6650-01-169-9227	3	1
58260	13080296	5999-01-306-8716	3	66
04939	13080298-019		3	91
04939	13080298-1		10	11
04939	13080298-2		10	13
04939	13080303	5826-01-195-0864	19	8
04939	13080305		18	7
04939	13080305-1		18	9
04939	13080306	3040-01-304-1069	18	6
04939	13080315	5826-01-169-9234	20	6
04939	13080324	5998-01-308-5685	19	6
04939	13080328	5855-01-199-0150	15	3
04939	13080328-2		17	1
04939	13080328-3	5330-01-306-8633	17	2
04939	13080329		3	72
04939	13080342	5998-01-176-3319	21	18
04939	13080364		21	46
04939	13080369		15	2
04939	13080369-1		16	1
04939	13080369-2		16	9
04939	13080369-3		16	10
04939	13080376	5970-01-172-2248	3	74
04939	13080379	5998-01-169-9393	21	46
04939	13080386		3	82
04939	13080390	5826-01-212-3265	3	33
04939	13080392-019		10	28
04939	13080392-1		10	31
04939	13080396-019	5999-01-333-0827	3	44
04939	13080399	5895-01-259-9256	1	3
04939	13080399-019	5895-01-195-0795	1	3
04939	13080400	5826-01-169-9230	2	2
04939	13080400-019	5826-01-300-9466	2	2
04939	13080400-039	5340-01-309-1338	2	2
04939	13080410-019	4931-01-195-0853	1	2
04939	13080410-029	4931-01-301-3225	1	2

PART NUMBER INDEX (cont)

<u>CAGEC</u>	<u>PART NUMBER</u>	<u>STOCK NUMBER</u>	<u>FIG.</u>	<u>ITEM</u>
04939	13080410-039	4931-01-301-3226	1	2
04939	13080410-049		1	2
04939	13080411	5998-01-195-0863	19	7
04939	13080416	5826-01-169-9394	19	5
04939	13080416-019	5999-01-301-3285	19	5
04939	13080416-029		19	5
04939	13080422		22	9
04939	13080423	1680-01-195-0744	1	5
04939	13080423-019	1680-01-335-9740	1	5
04939	13080427-009	5963-01-305-6953	3	8
04939	13080446	5998-01-169-9396	19	6
04939	13080446-019	5998-01-313-2249	19	6
04939	13080446-029	5998-01-387-3049	19	6
04939	13080451-019		2	1
04939	13080451-029		2	1
04939	13080453-009		19	3
04939	13080453-019		19	3
04939	13080456-009	5340-01-313-5040	12	8
04939	13080457	6105-01-334-4949	18	30
04939	13080461	5999-01-394-2085	3	3
04939	13080462		3	29
04939	13083229		30	2
04939	13083230		30	1
04939	13083230-1		23	2
04939	13083230-2		23	9
04939	13083230-3		23	5
04939	13083951		24	5
04939	13084023-10	5310-01-224-9139	21	52
04939	13084023-8	5310-01-306-8670	20	39
04939	13084025	5950-01-174-7691	21	2
04939	13084044	5945-01-175-2831	12	14
04939	13084055	5340-01-177-1856	2	3
04939	13084059	5930-01-133-8879	18	15
04939	13084075	5961-01-176-6659	21	7
04939	13084150	5365-00-824-3279	20	9
04939	13084207-2	5961-01-327-1493	21	5
04939	13084210-13	5935-01-175-8263	21	37
04939	13084220	5935-01-113-0740	21	36
04939	13084234	5935-01-175-8264	20	42
04939	13084235		20	43
04939	13084263		18	19
04939	13084312	5310-01-175-3725	20	18
04939	13084325	5950-01-174-5449	21	34
04939	13084326	5950-01-175-5749	21	28
04939	13084327	5950-01-174-4468	21	1
04939	13084328	5315-01-176-1117	20	4
04939	13084345	5935-01-089-4264	9	7
04939	13084488	5935-00-193-4435	16	5
04939	13084582	6615-01-217-7323	14	6

PART NUMBER INDEX (cont)

<u>CAGEC</u>	<u>PART NUMBER</u>	<u>STOCK NUMBER</u>	<u>FIG.</u>	<u>ITEM</u>
04939	13084645	5950-01-200-6351	10	23
04939	13084651	5826-01-184-5602	18	30
04939	13084684	5340-00-729-6763	3	36
04939	13084846	5950-01-174-4465	3	49
04939	13084934	5999-01-175-8650	3	20
04939	13231162		27	3
04939	13231218		27	1
04939	13231221		27	9
04939	13231221-1		28	5
04939	13231221-2		28	7
04939	13231221-3		28	6
04939	13231284	4920-01-365-6854	32	2
04939	13231284-1		27	6
04939	13231284-2	5315-00-724-6799	27	5
04939	13231362		30	3
04939	13231416	5826-01-264-4294	27	10
04939	13231416-2		29	2
04939	13231416-3		29	7
04939	13231416-4		29	5
04939	13231416-5		29	4
04939	13231416-6		29	8
04939	13231416-7		29	2
04939	13231423		24	3
04939	13231424	6150-01-228-4220	24	2
04939	13231424-1		26	7
04939	13231424-2		26	2
04939	13231424-3		26	4
04939	13231424-4		26	3
04939	13231425	5999-01-228-4203	25	20
04939	13231426		25	16
04939	13231427-1	5340-01-228-4135	25	29
04939	13231427-2	5340-01-228-4136	25	26
04939	13231428	5307-01-229-9840	25	28
04939	13231429	5330-01-228-4202	25	30
04939	13231436		29	1
04939	13231451	5355-01-391-9891	27	2
04939	13231451-2	5210-01-339-3078	27	4
06090	202C621-71/42	5970-01-185-7441	28	8
06090	202C632-71/42	5970-01-185-1167	28	3
06090	202E334-71/42		28	4
06090	202M210-19B		28	9
06090	202M214-19C		28	2
00141	4434		29	10
54490	5007550-1	5855-01-250-2369	31	3
14933	5962-8767501XX	5962-01-290-0615	21	40
27796	66F3-2		23	8
			24	1
27796	66F3-4		24	1
71286	7C27-11BA	5340-01-276-6671	23	11

PART NUMBER INDEX (cont)

<u>CAGEC</u>	<u>PART NUMBER</u>	<u>STOCK NUMBER</u>	<u>FIG.</u>	<u>ITEM</u>
71286	7C27-12BA		23	11
55285	7403-09FR-03K	5999-01-122-0470	11	5
89709	901-167	5935-00-320-6636	31	1

**CROSS-REFERENCE INDEXES
PRE-BASELINE PART NUMBER INDEX**

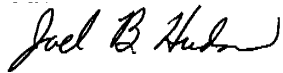
<u>PRE-BASELINE</u>	<u>NSN</u>	<u>BASELINE</u>	<u>NSN</u>	<u>FIG.</u>	<u>ITEM</u>
13080010	5826-01-169-9387	13080010-019	5998-01-169-9837	3	7
13080114	5950-00-409-3884	13080114-019	5998-01-227-0571	3	86
13080240	5998-01-201-2178	13080240-019	5998-01-201-2178	15	8
		13080240-029	5998-01-387-3051	15	7
13080401	5998-01-195-0863	13080411	5998-01-195-0863	19	7

TM 1-5855-265-23P

By Order of the Secretary of the Army:

Official:

ERIC K. SHINSEKI
General, United States Army
Chief of Staff



JOEL B. HUDSON
Administrative Assistant to the
Secretary of the Army
0117804

DISTRIBUTION:

To be distributed in accordance with initial distribution number (IDN) 312921 requirements for TM 1-5855-265-23P.

RECOMMENDED CHANGES TO EQUIPMENT TECHNICAL PUBLICATIONS

SOMETHING WRONG

WITH THIS PUBLICATION?



THEN ... JOT DOWN THE DOPE ABOUT IT ON THIS FORM, FOLD IT, AND DROP IT IN THE MAIL!

FROM: (PRINT YOUR UNIT'S COMPLETE ADDRESS)
 MMC, Br. , 432 PSD
 ATTN: SP5 B. VAN ALSTINE
 ORLANDO, FL. 32809

DATE SENT
 31 DEC 91

PUBLICATION NUMBER
 TM 1-1270-476-20

PUBLICATION DATE
 31 AUGUST 91

PUBLICATION TITLE
 AVIATION UNIT MAINTENANCE MANUAL
 TARGET ACQUISITION DESIGNATION SIGHT
 (TADS) ASSEMBLY AN/ASQ-170

BE EXACT ... PIN-POINT WHERE IT IS

PAGE NO.	PARA-GRAPH	FIGURE NO.	TABLE NO.
2-14			Com

IN THIS SPACE TELL WHAT IS WRONG AND WHAT SHOULD BE DONE ABOUT IT:

Detailed Step No. 14 indicates (Accumetric A-105 primer) Should be changed to (Stauffer SWS-1001 Insulating primer)

SAMPLE

PRINTED NAME, GRADE OR TITLE, AND TELEPHONE NUMBER
 SP5 B. L. VAN ALSTINE 305-503-3050

SIGN HERE

REVERSE OF DA FORM 2028-2

FILL IN YOUR
UNIT'S ADDRESS



FOLD BACK



DEPARTMENT OF THE ARMY

**COMMANDER
U.S. Army Aviation and Missile Command
ATTN: AMSAM-MMC-MA-NP
Redstone Arsenal, AL 35898-5230**

RECOMMENDED CHANGES TO EQUIPMENT TECHNICAL PUBLICATIONS

SOMETHING WRONG

WITH THIS PUBLICATION?



THEN . . . JOT DOWN THE
DOPE ABOUT IT ON THIS
FORM, FOLD IT, AND DROP
IT IN THE MAIL!

FROM: (PRINT YOUR UNIT'S COMPLETE ADDRESS)

DATE SENT

PUBLICATION NUMBER

TM 1-5855-265-23P

PUBLICATION DATE

30 June 2001

PUBLICATION TITLE

AVIM & AVUM
REPAIR PARTS AND SPECIAL TOOLS LIST
PNVS ASSEMBLY AN/ASQ-11

BE EXACT . . . PIN-POINT WHERE IT IS

PAGE
NO.

PARA-
GRAPH

FIGURE
NO.

TABLE
NO.

IN THIS SPACE TELL WHAT IS WRONG
AND WHAT SHOULD BE DONE ABOUT IT:

PRINTED NAME, GRADE OR TITLE, AND TELEPHONE NUMBER

SIGN HERE

DA FORM 1 JUL 79 2028-2

PREVIOUS EDITIONS
ARE OBSOLETE

PS—IF YOUR OUTFIT WANTS TO KNOW ABOUT
YOUR RECOMMENDATION MAKE A CARBON COPY
OF THIS AND GIVE IT TO YOUR HEADQUARTERS

REVERSE OF DA FORM 2028-2

FILL IN YOUR
UNIT'S ADDRESS



FOLD BACK

DEPARTMENT OF THE ARMY

**COMMANDER
U.S. Army Aviation and Missile Command
ATTN: AMSAM-MMC-MA-NP
Redstone Arsenal, AL 35898-5230**

THE METRIC SYSTEM AND EQUIVALENTS

WEIGHT MEASURE

1 Centimeter = 10 Millimeters = 0.01 Meters = 0.3937 Inches
 1 Meter = 100 Centimeters = 1000 Millimeters = 39.37 Inches
 1 Kilometer = 1000 Meters = 0.621 Miles

WEIGHTS

1 Gram = 0.001 Kilograms = 1000 Milligrams = 0.035 Ounces
 1 Kilogram = 1000 Grams = 2.2 lb.
 1 Metric Ton = 1000 Kilograms = 1 Megagram = 1.1 Short Tons

LIQUID MEASURE

1 Milliliter = 0.001 Liters = 0.0338 Fluid Ounces
 1 Liter = 1000 Milliliters = 33.82 Fluid Ounces

SQUARE MEASURE

1 Sq. Centimeter = 100 Sq. Millimeters = 0.155 Sq. Inches
 1 Sq. Meter = 10,000 Sq. Centimeters = 10.76 Sq. Feet
 1 Sq. Kilometer = 1,000,000 Sq. Meters = 0.386 Sq. Miles

CUBIC MEASURE

1 Cu. Centimeter = 1000 Cu. Millimeters = 0.06 Cu. Inches
 1 Cu. Meter = 1,000,000 Cu. Centimeters = 35.31 Cu. Feet

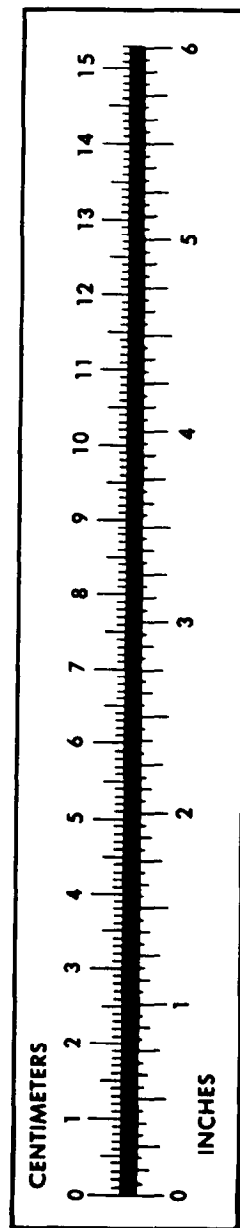
TEMPERATURE

$5/9(^{\circ}\text{F} - 32) = ^{\circ}\text{C}$
 212° Fahrenheit is equivalent to 100° Celsius
 90° Fahrenheit is equivalent to 32.2° Celsius
 32° Fahrenheit is equivalent to 0° Celsius
 $9/5^{\circ}\text{C} + 32 = ^{\circ}\text{F}$

APPROXIMATE CONVERSION FACTORS

TO CHANGE	TO	MULTIPLY BY
Inches	Centimeters	2.540
Feet	Meters	0.305
Yards	Meters	0.914
Miles	Kilometers	1.609
Square Inches	Square Centimeters	6.451
Square Feet	Square Meters	0.093
Square Yards	Square Meters	0.836
Square Miles	Square Kilometers	2.590
Acres	Square Hectometers	0.405
Cubic Feet	Cubic Meters	0.028
Cubic Yards	Cubic Meters	0.765
Fluid Ounces	Milliliters	29.573
its	Liters	0.473
arts	Liters	0.946
allons	Liters	3.785
Ounces	Grams	28.349
Pounds	Kilograms	0.454
Short Tons	Metric Tons	0.907
Pound-Feet	Newton-Meters	1.356
Pounds per Square Inch	Kilopascals	6.895
Miles per Gallon	Kilometers per Liter	0.425
Miles per Hour	Kilometers per Hour	1.609

TO CHANGE	TO	MULTIPLY BY
Centimeters	Inches	0.394
Meters	Feet	3.280
Meters	Yards	1.094
Kilometers	Miles	0.621
Square Centimeters	Square Inches	0.155
Square Meters	Square Feet	10.764
Square Meters	Square Yards	1.196
Square Kilometers	Square Miles	0.386
Square Hectometers	Acres	2.471
Cubic Meters	Cubic Feet	35.315
Cubic Meters	Cubic Yards	1.308
Milliliters	Fluid Ounces	0.034
Liters	Pints	2.113
Liters	Quarts	1.057
ers	Gallons	0.264
ms	Ounces	0.035
ograms	Pounds	2.205
Metric Tons	Short Tons	1.102
Newton-Meters	Pounds-Feet	0.738
Kilopascals	Pounds per Square Inch	0.145
ometers per Liter	Miles per Gallon	2.354
ometers per Hour	Miles per Hour	0.621



PIN: 045137-000